

APRIL LARGE GROUP | W4

Today's Suggested Schedule April 2026, Week 4

Bible Story: Pentecost / Fruit of the Spirit • Acts 2:1-41 (supporting: Galatians 5:22-23)

Bottom Line: The Holy Spirit gives you joy.

Monthly Memory Verse: *Always be joyful because you belong to the Lord. I will say it again. Be joyful!* • Philippians 4:4 NlrV

Loud sounds, bright lights, and large groups can be overwhelming or overstimulating for some children. To create a more inclusive large group experience, consider offering adaptive tools like noise-canceling headphones, sunglasses, sensory-friendly items, or access to modified spaces.

Prelude: Setting the Tone for the Experience

See the **Getting Ready** pages at the end of this document for a detailed description of what you'll need for today.

In the **Prelude** folder of your curriculum, you'll find a variety of other resources to help you prepare.

Small Group (15 minutes)

Social: Providing Time for Fun Interaction

Opening Activity

Large Group (35 minutes)

Story: Communicating God's Truth in Engaging Ways

Worship: Inviting People to Respond to God

Opener

Worship

Bible Story (sections from God's Big Story are listed as optional)

Prayer

Small Group (25 minutes)

Groups: Creating a Safe Place to Connect

Bible Story Review: Headband Story (K-1st grade), Sculpted Creations (2nd-3rd grade)

Application Activity: Grouped Together (K-1st grade), Jesus in Many Languages (2nd-3rd grade)

Memory Verse Activity: Joyful Jump (K-1st grade), To the Beat (2nd-3rd grade)

Home: Prompting Action Beyond the Experience

Parent Cue Card (Print or Email)

Devotionals for Kids

Parent Cue App



Bible Story

Pentecost / Fruit of the Spirit • Acts 2:1-41 (supporting: Galatians 5:22-23)

Conversation Starter

When have you experienced joy in your life?

Bottom Line

The Holy Spirit gives you joy.

Monthly Memory Verse

Always be joyful because you belong to the Lord. I will say it again. Be joyful! • Philippians 4:4 NlrV




5 min

Large Group Opener

5 min

Opener

What You Need

 Host	1
 kid volunteers for every round you do (Ask for new volunteers at the start of each round!)	10
 20-30 balloons (orange, purple, blue, yellow, etc.), multiple of each color	30

What You Do:

- Download the slides or optional videos and have them ready to use. If you do not have screen capabilities, you have Orange's permission to enlarge and print the slides on paper.
- Download the sound effects from the Large Group scripts folder and have them ready to use.
- Refer to week 1 to confirm that your church has appropriate licensing to perform or play music and sound effects in your kids' environments.
- *Optional:* Download a countdown video from a royalty-free site. Load it into your presentation software and have it ready to play during the Opener. You could also keep time on a smartphone or watch. *Note: Some presentation software, such as ProPresenter, includes a built-in countdown clock that can be overlaid on a still image.*
- Blow up the balloons and scatter them around the floor in the game area before the kids enter.
- During the game, call out the colors of the balloons that you have.

HOST: "Hi, friends! I'm so glad you're here today! We're having a big block party this month because we're celebrating Jesus and the joy He gives us. That's our theme for the month, 'Block Party: Celebrating Jesus and Joy That Never Ends!' And we're going to get this party started with a super-fun game full of colors and balloons! It's called 'Balloon Frenzy'!"

SLIDE: Balloon Frenzy Title

"I need 10 kids to come play our game! If you want to help, raise your hand high!"

(Choose 10 volunteers from the kids who have their hands raised. Invite them to the game area.)

"Great! Let's give our volunteers a big cheer! Look at all the colorful balloons on the floor. For this game, you're going to dance around while the music plays. But when the music stops, you have to FREEZE! I'll call out a color, and then you'll run to grab one balloon of that color and hold it up high!"

"Everyone else, you get to cheer them on!"

"Okay, everybody ready? When I say 'GO,' the music will start, and you'll start dancing!"

"3 ... 2 ... 1 ... GO!"

AUDIO: Upbeat music

"Time to dance! Let me see your silliest moves! Dance, dance, dance!

(Play the game. Kids dance. Let the music play for 10-15 seconds.)

AUDIO: Music stops

"FREEZE! Your color is ... blue! Grab a blue balloon and hold it up!

(Kids run to find a blue balloon.)

"Great job! You can go ahead and put your balloons back on the floor.

"Let's do another round! Everybody ready?

"3 ... 2 ... 1 ... GO!

AUDIO: Upbeat music

(Kids dance. Let the music play for 10-15 seconds.)

AUDIO: Music stops

(Kids freeze.)

"FREEZE! This time find ... a yellow balloon! Hold one up when you find it!

(Kids run to find a yellow balloon.)

"Great job! This is so fun!

(Continue as time allows with more colors.)

"Wow, you guys are good dancers! Thank you for volunteering! You can go back to your seats.

(If time allows, ask for 10 new volunteers and continue with more rounds.)

"You all did AMAZING! So much joy and energy! And guess what? Today, we're going to hear a true story from the Bible where God gives His people joy, boldness, and power through the Holy Spirit!

"But first, let's check out what our Bottom Line is for today.

SLIDE: Bottom Line

[Bottom Line] "The Holy Spirit gives you joy. Can you say that with me?"

KIDS AND HOST: **[Bottom Line]** "The Holy Spirit gives you joy."

HOST: "Great job, everyone! Now let's go find out more about what that means!"

11 min

Worship Option 1 | Amazing Music

3 min

Alive | Worship Song

What You Need

No supplies needed

3 min

Forever (We Sing Hallelujah) | Worship Song

What You Need

No supplies needed

5 min

Memory Verse

What You Need

No supplies needed

Note: We've suggested worship songs below from Amazing Music and Orange Kids Music. We've created these worship resources to be developmentally appropriate for elementary and preteen kids by incorporating simple, direct language, fun dance movements, and upbeat, current arrangements.

We've chosen specific songs that amplify our teaching content for this month. We recommend that you use these songs as scripted below, or combined with other popular worship songs that your kids know and love. Orange Kids Music can be purchased at store.thinkorange.com. Amazing Music is available on APlay with Amazing+, or as an Add-On.

(Worship Leaders enter as Host exits.)

WORSHIP LEADER: "Hey, everyone! Who's ready to worship Jesus today? Worship is one of the best ways to show Him how thankful we are. So let's take a moment to stand up tall, stretch out our arms, and get ready to sing with happy hearts. This first song is called 'Alive.' It reminds us that Jesus is alive, and because He's alive, we can have joy every single day. Let's sing and dance with all we've got!"

SONG: "Alive" Dance Motion, Lyric or Instrumental Lyric Videos are available with Amazing Music on APlay

"Wow! You all sang that like you meant it! Now, let's sing another song that helps us remember something so important that Jesus gives us—freedom! When we follow Him, we don't have to worry or try to be the best. Jesus already loves us completely! Let's sing this one loud!"

"Great job, friends! You sang that beautifully. Jesus is alive, and He is so good to us. Our next song is called 'Forever (We Sing Hallelujah).' You can lift your hands, close your eyes, or just sing with a happy heart—this is your time to worship Jesus.

SONG: "Forever (We Sing Hallelujah)" Dance Motion, Lyric or Instrumental Lyric Videos are available with Amazing Music on APlay

"I love worshipping Jesus with you all! You can have a seat."

"All month long, we've been learning that Jesus gives us joy, real joy that stays with us no matter what kind of day we're having. And the Bible has a special verse that helps us remember where that joy comes from. It's Philippians 4:4! This verse tells us that we can have joy every day because we belong to Jesus. Let's look at our Memory Verse together!"
SLIDE: Memory Verse

WORSHIP LEADER: "Always be joyful because you belong to the Lord. I will say it again. Be joyful! —Philippians 4:4 (NirV)"

"Now, let's say it together, nice and loud!"

WORSHIP LEADER: "Always be joyful."

KIDS AND WORSHIP LEADER: "Always be joyful."









28 min

Bible Story (Live)

3 min

INTRODUCTION

What You Need

 Storyteller	1
 Host	1
 Table	1
 Bible	1
 "Meter Print" printable (provided)	1
 Red marker	1
 kid volunteer to color the "Meter Print" printable	1
 Optional: Laminated "Meter Print" printable and red dry-erase marker	1

WORSHIP LEADER: "Because you belong to the Lord."

KIDS AND WORSHIP LEADER: "Because you belong to the Lord."

WORSHIP LEADER: "I will say it again."

KIDS AND WORSHIP LEADER: "I will say it again."

WORSHIP LEADER: "Be joyful!"

KIDS AND WORSHIP LEADER: "Be joyful!"

WORSHIP LEADER: "Philippians 4:4!"

KIDS AND WORSHIP LEADER: "Philippians 4:4!"

WORSHIP LEADER: "This verse reminds us that we don't have to wait for something special to happen to feel joy. Jesus is with us every day, and that means joy can live in our hearts all the time. Whenever you need joy, you can remember this verse. Thanks for worshiping with me today, friends!"

What You Do:

- Download the slides and have them ready to use. If you do not have screen capabilities, you have Orange's permission to enlarge and print the slides on paper.
- Confirm that your church has appropriate licensing to perform or play music and sound effects in your kids' environments (see above under Opener).
- Print out the provided "Meter Print" printable on 11 x 17-inch cardstock.
- *Optional: Laminate "Meter Print" printable and have the kid volunteer use a red dry-erase marker.*

(Things to have ready: Make sure the table is set on stage so the Storyteller can place their Bible on it and read from it. Prepared "Meter Print" printable for the teaching, and a red marker.)

STORYTELLER: "Hello, friends! I'm really excited to be with you today. For the past few weeks, we've been talking about Jesus and the joy that comes from knowing Him. Our theme has been, 'Block Party: Celebrating Jesus and Joy That Never Ends!'"

"Today, we're going to look at a true story from the Bible where God showed us that His plan had been even bigger than anyone understood!"

"But before we dive into our true story from the Bible today, let me tell you about something amazing that we've been doing all year!"

"We're going through the key stories of the Bible! By the end of the school year, which is just a little over a month from now, we'll have looked at the key stories of the Bible from cover to cover!"

5 min

SETTING UP THE STORY

What You Need

No supplies needed

5 min

THE BELIEVERS WERE WAITING

What You Need

No supplies needed

"Why are we doing that? Well, part of the reason God gave us the Bible is so we could know Him! He wants us to be close to Him. So as we go through the Bible this year, we hope to learn more about God!"

STORYTELLER: "Today, we're continuing right along in our journey through the Bible. Jesus had gone back to heaven, but He told His friends to wait for the special gift that He was going to give them. That's where we are in the Bible!

"Waiting, waiting, waiting. Have you ever had a time when you were waiting for something exciting to happen? Maybe you were waiting for a birthday party to start or waiting for someone special to come visit. Waiting can feel really long when you know something good is coming!

"That's what Jesus' friends were doing in today's true story from the Bible. Jesus had gone back to heaven, but before He left, He told His friends that He was going to send them a Helper, Someone who would be with them all the time. They didn't know exactly what it would look like or when it would happen. They just knew Jesus told them to wait together.

"So that's what they did. They prayed, they stayed close, and they waited for God's promise. And friends ... what happened next was something only God could do. It's one of the most amazing things in the entire Bible!"

"In our story, Jesus' friends were all gathered in a house. They were praying and waiting for the special Helper Jesus promised, the Holy Spirit. They didn't know when He would come or what it would look like. They just waited together.

(Open the Bible and read Acts 2:1 NIV.)

When the day of Pentecost came, all the believers gathered in one place.

(Show the audience the "Meter Print" printable.)

"Friends, this is our meter! It shows us what's happening in our story. I'm going to need a helper to come up here and color our meter to show where things are in our story.

"Raise your hand if you'd like to help me!

(Choose one kid from the ones who have their hands raised and invite them to come to the front of the room. Hand them the red marker and the meter.)

"Perfect! Can you color this bottom circle, right up to the lowest line? That's the bottom level of our meter. It's the lowest point. The red color is way down at the lowest level of our meter because Jesus' friends didn't feel bold or joyful yet. They were still waiting.

5 min

THE HOLY SPIRIT COMES WITH POWER

What You Need

No supplies needed

"When you're done coloring [kid's name], can you show everyone the meter? I'll tell you when we need to color things again! *(Pause as the kid shows the audience the meter.)*

"Yes, the meter is way down at the bottom because in this part of our Bible Story, Jesus' friends were waiting quietly and wondering when the Holy Spirit would come. But something incredible was about to happen. God was getting ready to send the Holy Spirit, and everything was about to change.

"Jesus' followers were waiting together, praying, and trusting God. And then, all of a sudden ...

(Open the Bible and read Acts 2:2-4a NIV.)

Suddenly a sound came from heaven. It was like a strong wind blowing. It filled the whole house where they were sitting. They saw something that looked like fire in the shape of tongues. The flames separated and came to rest on each of them. All of them were filled with the Holy Spirit.

"First, they heard a sound. It was loud—like a big, rushing wind!

"Can everybody make a wind sound? Ready ... whoooosh!

(Make a gentle "Whooooosh!" sound and invite the kids to do it with you.)

"Great job! That wind filled the whole house! And then, something even more surprising happened! The followers saw something that looked like flames of fire. But it didn't burn them, and it didn't hurt them. These flames rested right above each person!

"God was sending the Holy Spirit! When the Holy Spirit came, Jesus' friends didn't feel scared anymore. They didn't feel unsure. They felt strong, brave, and joyful.

"Helper, can you color the red up to the next line and then show the meter to everyone?

(Pause while the kid volunteer colors the meter to the next line and shows the audience.)

"But that's not all! God gave Jesus' friends a special ability. They started speaking in all kinds of languages—languages they didn't even know before!

(Open the Bible and read Acts 2:4b NIV.)

They began to speak in languages they had not known before. The Spirit gave them the ability to do this.

"People who had traveled from many different countries heard them talking and understood every word! They were hearing the good news about Jesus in their own languages. That's something only God can do.

5 min

THE HOLY SPIRIT FILLS US

What You Need

No supplies needed

"Helper, can you color the meter to the next level, and show it to the audience?"

(Pause while the kid volunteer colors the meter to the next line and shows the audience.)

"The Holy Spirit was filling them with His power and joy! And this is only possible because the Holy Spirit is God. God kept His promise. The Holy Spirit had come!"

"When the Holy Spirit filled Jesus' friends, one of Jesus' followers named Peter stood up in front of a huge crowd of people. He wasn't nervous. He wasn't scared. The Holy Spirit helped him be brave. Peter wanted everyone to know that Jesus is alive and that God loves them so much. Peter began to preach, really loudly so everyone could hear! He told them about Jesus and about God's big plan. The people listened ... and their hearts began to change.

"Helper, can you color the meter to the highest point and then show everyone? Go ahead and color it to overflowing because the Holy Spirit was filling people up!"

(Pause while the kid volunteer colors the meter to overflowing and shows the audience.)

"Great job! Thank you for helping today, friend! You can take a seat. Now let's see what happened next in our Bible Story.

(Open the Bible and read Acts 2:41 NIV.)

Those who accepted his message were baptized. About 3,000 people joined the believers that day.

"That day, so many people believed in Jesus. Not just one ... not just ten ... but about 3,000 people! That's a lot of people! Can you imagine that many people saying, 'Yes, I want to follow Jesus' all at once?"

"And do you know what else the Holy Spirit does? He helps good things grow inside of us—things that look like Jesus.

"Just like a peach tree grows sweet, juicy fruit, the Holy Spirit grows sweet fruit in us. This is what the Bible says about the fruit the Holy Spirit produces:

(Open the Bible and read Galatians 5:22-23 NIV.)

The fruit the Holy Spirit produces is love, joy and peace. It is being patient, kind and good. It is being faithful and gentle and having control of oneself.

"The Holy Spirit helped the believers in our story show joy, boldness, kindness, and goodness as they shared about Jesus. And the Holy Spirit helps us grow these same things today!"

5 min

WRAPPING UP THE STORY

What You Need

No supplies needed

8 min

Closing

5 min

WHAT'S OUR PART IN THE STORY?

"We can ask the Holy Spirit to help us love others, be patient, be kind, make good choices, and stay close to God. And He can fill our hearts with joy, no matter what's going on around us.

"God didn't just send the Holy Spirit back then. He sent the Holy Spirit for me and you! You can be filled with His power and boldness to share Jesus with others. You can be filled with His joy.

"Jesus' friends started out waiting and wondering what God would do next. But then, God kept His promise and sent the Holy Spirit! There was a sound like a rushing wind, and what looked like little flames appeared above each person. The Holy Spirit filled Jesus' friends with joy and courage, helping them speak boldly about Jesus in languages they had never learned. And when Peter stood up to preach, thousands of people believed in Jesus that very day! God's Spirit brought joy to their hearts, and that same Holy Spirit fills OUR hearts too. When we trust Jesus, the Holy Spirit helps us feel joy, even when things are hard, and helps us share God's love with others.

"Why? Why does the Holy Spirit do all of that? Why does He give us courage and strength and power and grow all of that beautiful fruit?

"Because the Holy Spirit is God in us! The God who is the strongest is in us through His Spirit, and that can make us brave and bold. The God who is loving, and joyful, and peaceful, and patient, and kind, and good, and faithful, and gentle, and self-controlled is in us, and as we stay close to Him, He will grow those things in us!

"We aren't doing life on our own; God Himself, the Holy Spirit, is with us, in us, helping us every step of the way. And there is nothing more joyful than that!

"Let's take a look at our Bottom Line again.

SLIDE: Bottom Line

[Bottom Line] "The Holy Spirit gives you joy. Say that with me, everyone!"

KIDS AND STORYTELLER: **[Bottom Line]** "The Holy Spirit gives you joy."

STORYTELLER: "So, what's our part in this Bible Story? Well, our part of the story is this: if you've chosen to follow Jesus, the Holy Spirit, God's very Spirit, lives in you!

What You Need

No supplies needed

3 min

PRAYER**What You Need**

No supplies needed

"So, go through life with Him. Talk to Him about everything like you would to your closest, closest friend. Ask Him to help you know what His voice sounds like, what His nudges in your heart feel like. He goes through everything with you, so ask Him to help you hear Him and understand Him when He is speaking!

"God's Spirit can speak to you in lots of ways throughout your day. He has so much to say to you! Sometimes He'll speak to you through nudges—like when you're on the playground, He'll nudge your heart so you hear, 'Hey, that lonely friend needs someone to play with.' Sometimes, He'll bring words to your mind. Like when you're in the grocery store line, He'll say, 'That person needs to hear I love them. Can you tell them?' Sometimes someone will share a Bible verse, and you'll think, 'Hey, my heart really needed to hear that!' Sometimes you'll be singing a worship song, and you'll know that He picked those words just for your heart to sing and be reminded of! He will send truths from heaven right to your heart throughout your day!

"Through His Spirit, the Holy Spirit, God goes through every second of life with you. So remember that He is always there. And you can ask Him to teach you what it looks like for you to go through life with Him as your closest friend.

"Let's ask Him to help us do that right now!

STORYTELLER: "Holy Spirit, we want to know that You are always with us and that You are our closest friend. Teach us how to hear Your voice and show us how to live in Your love so Your love and joy and goodness flow out of us and onto everyone else. We love You, and we pray these things in Jesus' name. Amen."

(Dismiss kids to their small groups.)

AUDIO: Play high-energy music as the kids exit.

SLIDE: Theme

Optional Video (Media Package): Theme Loop

Supplies

Opener	Quantity
1. Host	1
2. kid volunteers for every round you do (Ask for new volunteers at the start of each round!)	10
3. 20-30 balloons (orange, purple, blue, yellow, etc.), multiple of each color	30

INTRODUCTION	Quantity
1. Storyteller	1
2. Host	1
3. Table	1
4. Bible	1
5. "Meter Print" printable (provided)	1
6. Red marker	1
7. kid volunteer to color the "Meter Print" printable	1
8. Optional: Laminated "Meter Print" printable and red dry-erase marker	1