

APRIL LARGE GROUP | W3

Today's Suggested Schedule—April 2026, Week 3

Bible Story: Great Commission and Ascension • *Matthew 28:16-20, Acts 1:1-11*

Bottom Line: You can share the good news about Jesus.

Monthly Memory Verse: *Always be joyful because you belong to the Lord. I will say it again. Be joyful!* • *Philippians 4:4 NIV*

Loud sounds, bright lights, and large groups can be overwhelming or overstimulating for some children. To create a more inclusive large group experience, consider offering adaptive tools like noise-canceling headphones, sunglasses, sensory-friendly items, or access to modified spaces.

Prelude: Setting the Tone for the Experience

See the **Getting Ready** pages at the end of this document for a detailed description of what you'll need for today.

In the **Prelude** folder of your curriculum, you'll find a variety of other resources to help you prepare.

Small Group (15 minutes)

Social: Providing Time for Fun Interaction

Opening Activity

Large Group (35 minutes)

Story: Communicating God's Truth in Engaging Ways

Worship: Inviting People to Respond to God

Opener

Worship

Bible Story (sections from God's Big Story are listed as optional)

Prayer

Small Group (25 minutes)

Groups: Creating a Safe Place to Connect

Bible Story Review: Parachute Party (K–1st grade), Emoji Story (2nd–3rd grade)

Application Activity: Be a Smartie (K–1st grade), Spread the Joy (2nd–3rd grade)

Memory Verse Activity: Bubble Verse (K–1st grade), Unscramble the Relay (2nd–3rd grade)

Prayer Activity: Pray and Dismiss

Home: Prompting Action Beyond the Experience

Parent Cue Card (Print or Email)

Devotionals for Kids

Parent Cue App



Bible Story

Great Commission and Ascension • *Matthew 28:16-20, Acts 1:1-11*

Conversation Starter

What does it mean to you that God is with you?

Bottom Line

You can share the good news about Jesus.

Monthly Memory Verse

Always be joyful because you belong to the Lord. I will say it again. Be joyful! • *Philippians 4:4 NIV*

5 min

Large Group Opener

5 min

Opener

What You Need

👤	Host	1
👤	kid volunteers for every round you do (Ask for new volunteers at the start of each round!)	6
👤	Timer (or smartphone or watch or countdown)	1
👤	Floor tape	1
👤	bag of red pom-poms (enough to throw for the 2 minutes of the game)	1
👤	bag of blue pom-poms (enough to throw for the 2 minutes of the game)	1
👤	buckets	6

What You Do:

- Download the slides or optional videos and have them ready to use. If you do not have screen capabilities, you have Orange's permission to enlarge and print the slides on paper.
- Download the sound effects from the Large Group scripts folder and have them ready to use.
- Refer to week 1 to confirm that your church has appropriate licensing to perform or play music and sound effects in your kids' environments.
- *Optional:* Download a countdown video from a royalty-free site. Load it into your presentation software and have it ready to play during the Opener. You could also keep time on a smartphone or watch. *Note: Some presentation software, such as ProPresenter, includes a built-in countdown clock that can be overlaid on a still image.*
- Use floor tape to create two tape lines for the game—one on one end of the space, and one on the far end of the space.
- Dump the red pom-poms into one of the buckets.
- Dump the blue pom-poms into one of the buckets.
- Have the two buckets of pom-poms and the four empty buckets ready in the game area.

HOST: "Hello, friends! Welcome back to our Block Party! This month's theme is 'Block Party: Celebrating Jesus and Joy That Never Ends!'"

"Give me your biggest party cheer on the count of three. One ... two ... three!"

(Pause while kids cheer.)

HOST: "Great! Today, we're learning that you can share the good news about Jesus. And to start our celebration, we're going to play one of my favorite games ever. It's fun, silly, and full of pretend fireworks. It's called ... 'Firework Catch!'"

SLIDE: Firework Catch! Title

AUDIO: Upbeat music

"In this game, we get to pretend we're watching the coolest fireworks show ever. The fireworks will go boom ... pop ... swish ... right in the air!"

"Here's how it works: we're going to have one launcher for each team stand in the middle of our game space here.

(Gesture to the middle of the game space.)

"One launcher will toss red fireworks for the Red Team, and the other launcher will toss blue fireworks for the Blue Team.

"And we'll have two catchers for each team holding buckets that are standing outside of these tape lines here—one Red Team catcher and one Blue Team catcher on each side. The Red Team catchers will ONLY catch red fireworks, and the Blue Team catchers will ONLY catch blue fireworks.

"When the music starts, our launchers will gently toss their fireworks high up into the air like this to their catchers ...

(Demonstrate a soft toss—throw one of the pom-poms high up into the air to a catcher.)

"If you're a launcher, keep throwing fireworks to your two catchers on either side until the time runs out! And make sure the fireworks go high up in the air. We'll only count the fireworks that have gone up. And if you're a catcher, stay behind the line to catch the fireworks, okay?

"When the music stops, everyone freezes, and we'll see which team has the most fireworks in their buckets. Got it?

"Okay, let's pick our teams! I'm going to need six volunteers—raise your hand if you'd like to play!

(Choose six volunteers from the kids who have their hands raised. Choose one launcher and two catchers for each team. Give each launcher their bucket of pom-poms, and give each catcher their empty bucket. Direct the catchers to stand behind the tape lines, and the launchers in the middle of the space.)

"Launchers ready? Catchers ready? And if you're in the audience, you get to cheer for both teams because this is a joyful celebration!

"All right, friends. Are you ready for fireworks? Let me hear you say, 'Light it up!'

KIDS: "Light it up!"

HOST: "Okay, launchers ... three ... two ... one ... GO!"

AUDIO: Upbeat music

Optional Video: 2 minute-countdown

(Play the game. Start the music and the timer—or smartphone or watch or countdown. Make sure the catchers are only catching their team's color of pom-poms. Cheer on both teams and involve the audience.)

"Wow, look at those fireworks! Red Team, you're zooming! Blue Team, great catching! Audience, let's keep cheering on both teams!

(Once the two-minute timer is up, stop the music, and say:)

"Time is up! Everybody freeze! Catchers, hold your buckets still. Let's count each team's fireworks!

(Count the number of pom-poms for each team. Be energetic and count out loud as you go so the teams and audience can hear.)

"Great job, [Team Name], you got the most fireworks! Great job, everyone!"

(Repeat for as many rounds as time allows. Ask for six new volunteers at the beginning of each round.)

"That was so much fun! And you know what? Fireworks remind me of joy—big, bright joy. And we can have joy because Jesus is alive, and we can share His good news everywhere we go."

"That's our Bottom Line for today!"

SLIDE: Bottom Line

HOST: [Bottom Line] "You can share the good news about Jesus. Say that with me, everyone!"

KIDS AND HOST: [Bottom Line] "You can share the good news about Jesus!"

HOST: "Great job! Now let's go find out more about what that means."

11 min

Worship Option 1 | Amazing Music

3 min

Alive | Worship Song

What You Need

No supplies needed

3 min

Living Hope | Worship Song

What You Need

No supplies needed

5 min

Memory Verse

What You Need

No supplies needed

Note: We've suggested worship songs below from Amazing Music and Orange Kids Music. We've created these worship resources to be developmentally appropriate for elementary and preteen kids by incorporating simple, direct language, fun dance movements, and upbeat, current arrangements.

We've chosen specific songs that amplify our teaching content for this month. We recommend that you use these songs as scripted below, or combined with other popular worship songs that your kids know and love. Orange Kids Music can be purchased at store.thinkorange.com. Amazing Music is available on APlay with Amazing+, or as an Add-On.

(Worship Leaders enter as Host exits.)

WORSHIP LEADER: "Are you ready to worship Jesus today? Worship is when we sing to Jesus and show Him just how much we love Him. We can use our voices, our hands, our feet, and our big smiles to worship because Jesus gives us joy that never ends.

"Today, we're singing songs that help us remember how amazing Jesus is. Our first song is called 'Alive.' This song reminds us that Jesus is alive, and that fills our hearts with joy. Everyone, stand up tall, stretch your arms up high, and get ready to sing!

SONG: "Alive" Dance Motion, Lyric or Instrumental Lyric Videos are available with Amazing Music on APlay

"Wow! You all sang that like you meant it! Now, let's sing another song that helps us remember something so important that Jesus gives us—freedom! When we follow Him, we don't have to worry or try to be the best. Jesus already loves us completely! Let's sing this one loud!

"You sang that beautifully. Jesus really is alive, and He gives us hope and joy every single day. Our next song is called 'Living Hope.' In this song, we get to tell Jesus that He is our hope, He helps us, He loves us, and He never leaves us.

"You can lift your hands, close your eyes, or just sing with a happy heart. This is your time to worship Jesus.

SONG: "Living Hope" Dance Motion, Lyric or Instrumental Lyric Videos are available with Amazing Music on APlay

"I love worshipping Jesus with you all! You can have a seat."

"All month long, we've been learning something really special: Jesus gives us joy that never ends. Joy isn't just being happy for a moment. Joy stays with us because Jesus is always with us. And the Bible helps us remember where that joy comes from. Today, we're going to look at a verse that tells us why we can be joyful every single day. This verse reminds us that when we belong to Jesus, our hearts can be full of joy no matter what is happening around us.

"Our Memory Verse is found in Philippians 4:4. I'll read it first, and then we'll all say it together!

SLIDE: Memory Verse

WORSHIP LEADER: "Always be joyful because you belong to the Lord. I will say it again. Be joyful! —Philippians 4:4 (NirV)

"Now, let's say it together, nice and loud!"

WORSHIP LEADER: "Always be joyful."

KIDS AND WORSHIP LEADER: "Always be joyful."

WORSHIP LEADER: "Because you belong to the Lord."

KIDS AND WORSHIP LEADER: "Because you belong to the Lord."

WORSHIP LEADER: "I will say it again."

KIDS AND WORSHIP LEADER: "I will say it again."

WORSHIP LEADER: "Be joyful!"

KIDS AND WORSHIP LEADER: "Be joyful!"

WORSHIP LEADER: "Philippians 4:4!"

KIDS AND WORSHIP LEADER: "Philippians 4:4!"

WORSHIP LEADER: "You said that so well. And guess what? You can keep this verse in your heart all week long. When you feel scared, or when something is hard, or even when you're having the best day ever, you can remember that you belong to Jesus, and because of that, you can always have joy. Jesus is with you, and He loves you so much. That means you can show His joy everywhere you go!"










23 min

Bible Story (Live)

3 min

INTRODUCTION

What You Need

 Storyteller	1
 Host	1
 Table	1
 pre-inflated mylar helium balloons	4
 Ribbon, enough to tie some to each of the 4 balloons	4
 balloon weights	1
 Clear tape	1
 kid volunteers	1
 Black, permanent marker	1

What You Do:

- Download the slides and have them ready to use. If you do not have screen capabilities, you have Orange's permission to enlarge and print the slides on paper.
- Confirm that your church has appropriate licensing to perform or play music and sound effects in your kids' environments (see above under Opener).
- Inflate the four balloons with helium. Tie a ribbon to each balloon, and use a balloon weight.
- Put three of the balloons backstage.
- Before group time, discreetly tape one balloon to the table at the tab, so the audience can't see the ribbon or the weight. (The Storyteller will remove the tape during the Bible Story as a demonstration.)

(Things to have ready: Make sure the table is set on stage so the Storyteller can place their Bible on it and read from it. Inflated mylar balloon discreetly taped to the table at the filling tab; black, permanent marker; ribbon, and weight on the table. The ribbon and the weight should not be visible to the audience. Other three prepared mylar balloons backstage.)

5 min

SETTING UP THE STORY

What You Need

No supplies needed

5 min

JESUS APPEARS TO HIS FRIENDS

What You Need

No supplies needed

STORYTELLER: "Hello, friends! This month, we've been learning that joy comes from Jesus, and we can have joy no matter what's going on around us! Our theme this month is 'Block Party: Celebrating Jesus and Joy That Never Ends!'"

"Today, we're going to hear a true story from the Bible that helps us understand something important about what Jesus asks His followers to do.

"This story reminds us that following Jesus is something we get to be part of! God has awesomely invited us to be a part of what He is doing!

STORYTELLER: "We're continuing our journey through the Bible. Today's story is from the days Jesus was on Earth after He rose from the dead.

"As we get into our true story from the Bible today, let me ask you a question to get you thinking about something: Have you ever had a time when you weren't sure what was going to happen next? Maybe your teacher said, 'Everyone, line up,' and you didn't know where you were going. Or maybe someone said, 'I have a surprise for you,' but they didn't tell you what it was.

"When we don't know what's coming, it can feel a little confusing, right? Yeah, that happens to all of us sometimes. And guess what? That's how Jesus' friends were feeling in today's true story from the Bible. They loved Jesus. They followed Jesus. They wanted to stay close to Him. But they didn't know what would happen next, and they had lots of questions.

"Take a look at this balloon! I brought it up here with me because it can help us see something really special in our Bible Story. We'll use it in just a minute to help us understand what Jesus told His friends. Let's hear what happened to them.

"After Jesus came back to life, He didn't stay far away. He didn't hide. He wanted His friends to know He was really, truly alive.

"We're going to let this balloon remind us of Jesus in our story. Jesus appeared to His followers. That means they could see Him and talk to Him. They didn't have to wonder—Jesus was right there with them.

(Pick up the marker and write "J" boldly and clearly on the balloon.)

"I'm writing the letter 'J' on this balloon so we all remember who this balloon reminds us of: Jesus. Jesus wanted His followers to know that He was alive and He loved them.

"Let's read what the Bible says happened in the days after Jesus rose from the dead.

5 min

JESUS GIVES HIS FRIENDS A BIG JOB

What You Need

No supplies needed

(Open the Bible and read Matthew 28:16-17 Nlrv.)

Then the 11 disciples went to Galilee. They went to the mountain where Jesus had told them to go. When they saw him, they worshiped him. But some still had their doubts.

"Did you hear that? Jesus' followers saw Him! Jesus appeared to them just like the Bible says. Some of His followers were excited, and some weren't sure what to think yet. But Jesus was really with them. And Jesus was about to tell them something very important.

STORYTELLER: "Jesus loved His friends so much. And now that they knew He was alive, Jesus had something VERY important to tell them.

"Jesus gave His friends a big, huge, tremendous job. He told them to go and tell EVERYONE the good news about Him!

"Let's read what Jesus said.

(Open the Bible and read Matthew 28:18-20a Nlrv.)

Then Jesus came to them. He said, "All authority in heaven and on earth has been given to me. So you must go and make disciples of all nations. Baptize them in the name of the Father and of the Son and of the Holy Spirit. Teach them to obey everything I have commanded you.

"Jesus told His friends, 'Go and tell everyone about Me!' That's a big, huge, tremendous job, isn't it?

"But there was something else! Jesus said this:

(Open the Bible and read Matthew 28:20b Nlrv.)

"And you can be sure that I am always with you, to the very end."

"But Jesus didn't ask His friends to do this big, huge, tremendous job alone! He was going to be with them all the time! But how? How could Jesus be with every person all of the time?

"A few days later, Jesus' friends were eating with Him and He told them:

(Open the Bible and read Acts 1:4-5, 8 Nlrv.)

"Do not leave Jerusalem," he said. "Wait for the gift my Father promised. You have heard me talk about it. John baptized with water. But in a few days you will be baptized with the Holy Spirit. ... You will receive power when the Holy Spirit comes on you. Then you will tell people about me in Jerusalem, and in all Judea and Samaria. And you will even tell other people about me from one end of the earth to the other."

"So that's how Jesus was going to be with His friends to do the big, huge, tremendous job He had given them! Jesus was going to send His very Spirit, the Holy Spirit, to be with them! He said the Holy Spirit would be with them, helping them every step of the way.

GOD IS WITH US

What You Need

No supplies needed

(Pull the discreet tape off the balloon, and show the kids the ribbon and balloon weight. But don't let the balloon go up yet. Keep holding it at the tab.)

"This ribbon on our balloon is to help us remember that Jesus promised something wonderful—the Holy Spirit would be with the disciples and help them."

STORYTELLER: "After Jesus gave His friends their big, huge, tremendous job—to go and tell everyone the good news that God loves them—something amazing happened. Listen to what the Bible says: *(Open the Bible and read Acts 1:9 NIV.)* After Jesus said this, he was taken up into heaven. The apostles watched until a cloud hid him from their sight.

"Jesus began to go up ... up ... up ... into heaven.

(Slowly let the balloon rise while keeping hold of the weight.)

"Look at that! Jesus went up to heaven, just like our balloon.

"But look at this part ... the ribbon stayed. This ribbon reminds us that the Holy Spirit stayed with Jesus' followers. Jesus went to heaven, but He was still with them through His Spirit!

(Walk around the room with the balloon on the ribbon.)

"Wherever they went, God went with them. And wherever YOU go, God is with you too.

"Now remember the big job Jesus gave His friends? That big, huge, tremendous job? He told them to share the good news with others that He is alive and He loves them. And that good news kept spreading ... from one person ... to another ... to another ...

(Get the three balloons from backstage with the ribbon and weights on them.)

"I'm going to need three volunteers. Raise your hand if you'd like to help me!

(Choose three kids from the ones who have their hands raised, invite them to the front, and give them the three balloons.)

"Just like I gave these balloons to our volunteers, the good news about Jesus is meant to be shared. Jesus' friends shared it with others ... then those people shared it with others ... and it kept going and going. And YOU can share the good news about Jesus too. God is with you through the Holy Spirit, and He helps you every step of the way.

"Thank you to our volunteers! I will take those balloons back, and you can be seated."

(Set the balloons with the weights on the stage.)

5 min

WRAPPING UP THE STORY

What You Need

No supplies needed

8 min

Closing

5 min

WHAT'S OUR PART IN THE STORY?

What You Need

No supplies needed

STORYTELLER: "What a wonderful story we heard today. Jesus spent time with His followers after He came back to life, and they got to see Him with their own eyes. Then Jesus gave them a big job—to go and tell everyone the good news that He is alive and He loves them.

"But Jesus promised that He wasn't going to leave His friends alone. He promised the Holy Spirit would be with them and help them wherever they went. And just like our friends holding those balloons, the good news didn't stop with Jesus' friends. It kept going from one person to another. Jesus wants the good news that He is alive and He loves the world to keep spreading, and He invites us to be part of that.

"Let's take a look at our Bottom Line again.

SLIDE: Bottom Line

[Bottom Line] "You can share the good news about Jesus. Say that with me."

KIDS AND STORYTELLER: *[Bottom Line]* "You can share the good news about Jesus."

STORYTELLER: "Today's story reminds us of something really special. Jesus gave His followers a big, huge, tremendous job—to go and tell everyone the good news that He is alive and that He loves them. And guess what? That job is for us too!

"We can do that in two ways: with the words we speak and the way we live!

"One of the best ways to share who God is is to love others like Jesus. When you're kind like Jesus, the world sees Him. When you're honest like Jesus, the world sees Him. When you're forgiving like Jesus, the world sees Him. Maybe you can be kind to a friend who's having a hard day. Maybe you can pray for someone who's sad. Every time you do those things, you're showing the world who Jesus is.

"But Jesus doesn't just want us to show the world who He is, He also wants us to tell people about Him and about what He did. So tell people about how much God loves them and what Jesus did for them. Tell them that God loves them so much that He sent Jesus so they can be friends with God forever!

"But you don't have to do this big, huge, tremendous job alone! When Jesus went up to heaven, He didn't leave His friends alone. He promised the Holy Spirit would be with them and help them. And the Holy Spirit is

3 min

PRAYER

What You Need

No supplies needed

with you too. That means God will help you share His love wherever you go. You can ask, 'Holy Spirit, can You show me what to say or do here?' And He will!

"You don't have to be a grown-up to share Jesus with someone. You don't have to know everything. You just have to remember this: God is with you, and He will help you."

"Let's talk to the God whose love is so big, it's for the whole world!"

STORYTELLER: "Jesus, thank You for loving us so much. Thank You for coming to Earth, dying for us, and rising again so we can be Your friends forever. Now we have this good news of Your great love to share with others. We're so glad that You're alive and You're with us. Please help us show Your love to others this week. Help us be kind, help us be brave, and help us tell people how amazing You are and how much You love them. We love You, and we pray these things in Jesus' name. Amen."

(Dismiss kids to their small groups.)

AUDIO: Play high-energy music as the kids exit.

SLIDE: Theme

Optional Video (Media Package): Theme Loop

Supplies

Opener	Quantity
1. Host	1
2. kid volunteers for every round you do (Ask for new volunteers at the start of each round!)	6
3. Timer (or smartphone or watch or countdown)	1
4. Floor tape	1
5. bag of red pom-poms (enough to throw for the 2 minutes of the game)	1
6. bag of blue pom-poms (enough to throw for the 2 minutes of the game)	1
7. buckets	6

INTRODUCTION	Quantity
1. Storyteller	1
2. Host	1
3. Table	1
4. pre-inflated mylar helium balloons	4
5. Ribbon, enough to tie some to each of the 4 balloons	4
6. balloon weights	1
7. Clear tape	1
8. kid volunteers	1
9. Black, permanent marker	1