

APRIL LARGE GROUP | W2

Today's Suggested Schedule—April 2026, Week 2

Bible Story: On the Road to Emmaus • *Luke 24:13-35*

Bottom Line: You can have joy because there's a bigger story.

Monthly Memory Verse: *Always be joyful because you belong to the Lord. I will say it again. Be joyful!* • Philippians 4:4 NlrV

Loud sounds, bright lights, and large groups can be overwhelming or overstimulating for some children. To create a more inclusive large group experience, consider offering adaptive tools like noise-canceling headphones, sunglasses, sensory-friendly items, or access to modified spaces.

Prelude: Setting the Tone for the Experience

See the **Getting Ready** pages at the end of this document for a detailed description of what you'll need for today.

In the **Prelude** folder of your curriculum, you'll find a variety of other resources to help you prepare.

Small Group (15 minutes)

Social: Providing Time for Fun Interaction

Opening Activity

Large Group (35 minutes)

Story: Communicating God's Truth in Engaging Ways

Worship: Inviting People to Respond to God

Opener

Worship

Bible Story (sections from God's Big Story are listed as optional)

Prayer

Small Group (25 minutes)

Groups: Creating a Safe Place to Connect

Bible Story Review: Bigger Story Joy (K-1st grade), Two Kids and a Stuffie (2nd-3rd grade)

Application Activity: Walk the Walk (K-1st grade), Help to See (2nd-3rd grade)

Memory Verse Activity: Freeze Memory Verse (K-1st grade), Joy Uncovered (2nd-3rd grade)

Prayer Activity: Pray and Dismiss

Home: Prompting Action Beyond the Experience

Parent Cue Card (Print or Email)

Devotionals for Kids

Parent Cue App



Bible Story

On the Road to Emmaus • *Luke 24:13-35*

Conversation Starter

How does knowing that Jesus is alive bring you joy?

Bottom Line

You can have joy because there's a bigger story.

Monthly Memory Verse

Always be joyful because you belong to the Lord. I will say it again. Be joyful! • Philippians 4:4 NlrV







5 min

Large Group Opener

5 min

Opener

What You Need

 Host	1
 kid volunteers for every round you do (Ask for new volunteers at the start of each round!)	8
 Floor tape	1
 Tape	1
 "JOY" papers that are provided ("JOY Print" printable)	1
 stacks each of blue, pink, and green sticky notes (The smaller sticky notes that are 1 3/8 in x 1 7/8 in. will fit best on the printed "JOY" signs.)	1

What You Do:

- Download the slides or optional videos and have them ready to use. If you do not have screen capabilities, you have Orange's permission to enlarge and print the slides on paper.
- Download the sound effects from the Large Group scripts folder and have them ready to use.
- Refer to week 1 to confirm that your church has appropriate licensing to perform or play music and sound effects in your kids' environments.
- *Optional:* Download a countdown video from a royalty-free site. Load it into your presentation software and have it ready to play during the Opener. You could also keep time on a smartphone or watch. *Note: Some presentation software, such as ProPresenter, includes a built-in countdown clock that can be overlaid on a still image.*
- Print the two "JOY" papers that are provided on 11 x 17-inch paper. (They are called "JOY print" printables.)
- Place a starting line with floor tape at both ends of the room.
- Place a pile of sticky notes on both starting lines—one blue, pink, and green stack for each team.
- Tape the two "JOY" papers in the middle of the room at kids' height. (It may help to tape the "JOY" signs on posterboards, and put them both on easels. The signs need to be sturdy enough for kids to place sticky notes on them.)

OPENER

HOST: "Hi, friends! Welcome to [Name of Environment]! I'm so happy you're here today. Every time you walk into this room, it feels like a party because we get to be together, learn together, and celebrate Jesus together. All month long, we're having a big block party because we're learning that Jesus gives us JOY that never, ever ends. That's our theme for this month: 'Block Party—Celebrating Jesus and Joy That Never Ends!'

"I love seeing your faces each week. Some of you came in smiling, some of you came in sleepy, and some of you came in ready to run around! No matter how you feel when you walk in, you're in the right place. We're going to have so much fun today!

"You know what's really cool about joy? Joy is something God gives us on the inside. It's bigger than being happy. Joy lasts even on days when things feel confusing or a little tricky. And speaking of joy, today's game is called ...

SLIDE: Joy Run Title

AUDIO: Upbeat music

“JOY RUN!” Everyone, take a look at these posters. These are our ‘JOY’ posters. They’re covered with blue, pink, and green circles. At the two starting lines, we’ve got stacks of sticky notes.

“We’re going to split into two teams, and you all are going to help finish out our ‘JOY’ posters!

“When I say ‘GO,’ one friend from each team will grab ONE sticky note, and then run to their team’s ‘JOY’ poster. Your job is to match the color of your sticky note to the same color circle on the poster. Blue goes on blue, purple goes on purple, orange goes on orange.

“After you place your sticky note on the matching circle, run all the way back to your team and tag the next teammate. We’ll keep going until the timer runs out, and the first team to fill in all the dots and make the word ‘JOY’ wins.

“Every time someone places another sticky note on a matching circle, the picture will be clearer. The more circles that are covered, the more you’ll see. And when it’s full, you’ll see the word JOY. It’s going to be fun!

“Alright, let’s choose our teams. I’m going to need eight volunteers, so raise your hand if you’d like to play the game.

(Choose eight volunteers from the kids who have their hands raised and split them into two teams of four. Send each team to a different starting line on either side of the room and stand in a single file line.)

“Okay, teams, are you ready? On your mark ... get set ... GO!

AUDIO: Upbeat music

Optional Video: 2-Minute Countdown

(Play the game. Make sure the kids are only grabbing ONE sticky note at a time to add to the “JOY” paper.)

(Encourage each team as they race and involve the audience.)

“Keep going! Match those colors. You’re doing great. Look, the picture is starting to show up!

(When the two-minute countdown is up ...)

“And five, four, three, two, one ... stop!

“Wow, great job, teams. It looks like [Name of Team] won this one! And look at the posters in the middle of the room! As each team matched the colors, the whole word appeared, and now you can see the word ‘JOY’!

(Repeat the game for as many rounds as time allows. Remove the sticky notes, and ask for eight new volunteers at the start of each round.)

“That was fun. Great job, everyone. You know, this game reminds me that when we only see a tiny piece of something, it can feel confusing. But when we see the whole picture, everything makes sense. And that’s true with God too. God sees the BIG story, and when we remember that, we can have joy. That’s our Bottom Line for today!

SLIDE: Bottom Line

[Bottom Line] “You can have joy because there’s a bigger story.

“Say that with me, everyone!”

KIDS AND HOST: [Bottom Line] “You can have joy because there’s a bigger story!”

HOST: “Great job today, friends! Let’s go learn more about what that means!”

Note: We’ve suggested worship songs below from Amazing Music and Orange Kids Music. We’ve created these worship resources to

11 min

Worship Option 1 | Amazing Music

3 min

Alive | Worship Song

What You Need

No supplies needed

3 min

Forever (We Sing Hallelujah) | Worship Song

What You Need

No supplies needed

5 min

Memory Verse

What You Need

No supplies needed

be developmentally appropriate for elementary and preteen kids by incorporating simple, direct language, fun dance movements, and upbeat, current arrangements.

We've chosen specific songs that amplify our teaching content for this month. We recommend that you use these songs as scripted below, or combined with other popular worship songs that your kids know and love. Orange Kids Music can be purchased at store.thinkorange.com. Amazing Music is available on APlay with Amazing+, or as an Add-On.

(Worship Leaders enter as Host exits.)

WORSHIP LEADER: "Hi, everyone! Are you ready to worship Jesus today? Worship is when we sing to Jesus and show Him how much we love Him. And we can sing with our voices, we can move our bodies, and we can worship with big smiles because Jesus gives us joy that never ends.

"Today we're singing songs that remind us how amazing Jesus is. Our first song is called 'Alive.' This song tells us that Jesus is alive, and that fills our hearts with joy. Everyone, stand up tall, take a big stretch, and let's get ready to sing!

SONG: "Alive" Dance Motion, Lyric or Instrumental Lyric Videos are available with Amazing Music on APlay

"Wow! You all sang that like you meant it! Now, let's sing another song that helps us remember something so important that Jesus gives us—freedom! When we follow Him, we don't have to worry or try to be the best. Jesus already loves us completely! Let's sing this one loud!

"Great job, friends! You sang that beautifully. Jesus is alive, and He is so good to us. Our next song is called 'Forever (We Sing Hallelujah).' You can lift your hands, close your eyes, or just sing with a happy heart—this is your time to worship Jesus.

SONG: "Forever (We Sing Hallelujah)" Dance Motion, Lyric or Instrumental Lyric Videos are available with Amazing Music on APlay

"I love worshipping Jesus with you all! You can have a seat."

"All month long, we're learning that Jesus gives us joy that never ends. And the Bible has a verse that reminds us where that joy comes from. This verse helps us remember that we belong to Jesus, and because of that, we can have joy every single day, no matter what's happening around us.

"Our Memory Verse is found in Philippians 4:4. I'll read it first, and then we'll all say it together!

SLIDE: Memory Verse

WORSHIP LEADER: "Always be joyful because you belong to the Lord. I will say it again. Be joyful! —Philippians 4:4 (NirV)






28 min

Bible Story (Live)

3 min

INTRODUCTION

What You Need

 Storyteller	1
 Host	1
 Table	1
 kid volunteers	4
 puzzle pieces that are provided ("Puzzle Piece 1" Printable, "Puzzle Piece 2" Printable, "Puzzle Piece 3" Printable, "Puzzle Piece 4" Printable)	4

"Now, let's say it together, nice and loud!"

WORSHIP LEADER: "Always be joyful."

KIDS AND WORSHIP LEADER: "Always be joyful."

WORSHIP LEADER: "Because you belong to the Lord."

KIDS AND WORSHIP LEADER: "Because you belong to the Lord."

WORSHIP LEADER: "I will say it again."

KIDS AND WORSHIP LEADER: "I will say it again."

WORSHIP LEADER: "Be joyful!"

KIDS AND WORSHIP LEADER: "Be joyful!"

WORSHIP LEADER: "Philippians 4:4!"

KIDS AND WORSHIP LEADER: "Philippians 4:4!"

WORSHIP LEADER: "Great job, friends! You can keep this verse in your heart all week long. Whenever something feels confusing or hard, you can remember that you belong to Jesus, and that means you can always have joy."

What You Do:

- Download the slides and have them ready to use. If you do not have screen capabilities, you have Orange's permission to enlarge and print the slides on paper.
- Confirm that your church has appropriate licensing to perform or play music and sound effects in your kids' environments (see above under Opener).
- Print and cut out the four puzzle pieces that are provided, and laminate them if you're able to.
- Lay the four puzzle pieces face down on the floor at the front of the room.

(Things to have ready: Make sure the table is set on stage so the Storyteller can place their Bible on it and read from it. Have the four puzzle pieces mixed up and lying face down on the floor at the front of the room.)

STORYTELLER: "Hi, friends! I'm so glad you're here today. This month, we're celebrating Jesus and the joy that never, ever ends. That's our theme: 'Block Party—Celebrating Jesus and Joy That Never Ends!'"

"All month long, we're learning that joy doesn't come from everything going our way. Joy comes from trusting God and remembering that He is good and He is always working for good!"

"As we'll see in our true story from the Bible today, we can always find joy because our good God is working on a good story that we're living in the middle of."

5 min

SETTING UP THE STORY

What You Need

No supplies needed

5 min

LITTLE PIECE OF THE STORY

What You Need

No supplies needed

STORYTELLER: “Today, we’re continuing right on through the Bible. We’re going to talk about a story that happened on the same day Jesus rose from the dead. It happened on that first Easter.

“So as we start our story, let me ask you this: Have you ever had a day when you weren’t sure what was going on? Maybe something happened that didn’t make sense, or you felt confused, or you didn’t know what was going to happen next. That can feel uncomfortable, right? When we only see one tiny part of a situation, it can be hard to understand the whole picture.

“That’s exactly what happened to the two friends in our Bible Story today. They had followed Jesus. They loved Him. They had heard Him teach amazing things and saw Him help people everywhere He went. But then something sad happened—Jesus died on the cross. And even though these two people had heard rumors that Jesus came back to life on Easter morning, they didn’t understand what God was doing. They only saw their small part of the story, and it made them feel sad and confused.

“Today, we’re going to use these special puzzle pieces to help us understand what happened. Each piece shows only a little part of a bigger picture. Just like the two friends on the road, each piece by itself won’t make sense. But when we put them together, we’ll see the whole story God was telling.

“Let’s take a look at the first puzzle piece and begin. I’m going to need one friend to come choose our first mystery puzzle piece. Who would like to volunteer?

(Choose one kid from the ones who have their hands raised. Invite them to come to the front of the room. Instruct them to flip over one of the puzzle pieces and hold it up so everyone can see.)

“Thank you, helper! You get to stay up here with me and hold on to your puzzle piece until the end of the lesson.

“Look at this puzzle piece, friends. It shows us a little something ... but not the whole picture. We can’t tell what the full scene is yet. And that’s exactly how two of Jesus’ friends felt in today’s true story from the Bible.

“These two people believed Jesus was the One God had promised. But then, Jesus died on the cross, and even though some people were saying the tomb was empty, these two friends didn’t understand everything, and it made them feel sad and confused.

“They started walking from Jerusalem to a town called Emmaus. It was a long walk—seven miles! And while they walked, they talked about everything that had happened.

“Let’s read about what the Bible says happened:
(Open the Bible and read Luke 24:13-19a NIV.)

That same day two of Jesus’ followers were going to a village called Emmaus. It was about seven miles from Jerusalem. They were talking

5 min

SEEING MORE OF THE STORY

What You Need

No supplies needed

with each other about everything that had happened. As they talked about those things, Jesus himself came up and walked along with them. But God kept them from recognizing him.

Jesus asked them, "What are you talking about as you walk along?"

They stood still, and their faces were sad. One of them was named Cleopas. He said to Jesus, "Are you the only person visiting Jerusalem who doesn't know? Don't you know about the things that have happened there in the last few days?"

"What things?" Jesus asked.

"About Jesus of Nazareth," they replied.

STORYTELLER: "Did you hear that? Jesus Himself came and walked right next to them! But they didn't know it was Him. They couldn't see the whole picture yet. All they could see were the sad parts.

"This first puzzle piece reminds us that sometimes, we only see a small part of what's happening. But just like this story, God is always doing something bigger.

"Okay, I need someone to pick out the next piece of our picture. Who would like to volunteer?"

(Choose one kid from the ones who have their hands raised. Invite them to come to the front of the room. Instruct them to flip over one of the puzzle pieces and hold it up so everyone can see.)

"Thank you, helper! You get to stay up here with me and hold on to your puzzle piece until the end of the Bible Story."

STORYTELLER: "This piece shows a little more ... but still not the whole picture. And that's exactly how the two friends felt. They knew some things about what had happened, but they didn't understand how it all fit together.

"As they walked, they began telling Jesus everything they knew. They told Him about His miracles, His death on the cross, and how some people said the tomb was empty. But they still didn't realize the Person they were talking to was Jesus Himself!

"This is what the Bible says the two people said to Jesus:

(Open the Bible and read Luke 24:19b-24 NIV.)

"He was a prophet. He was powerful in what he said and did in the sight of God and all the people. The chief priests and our rulers handed Jesus over to be sentenced to death. They nailed him to a cross. But we had hoped that he was the one who was going to set Israel free. Also, it is the third day since all this happened. Some of our women amazed us too. Early this morning they went to the tomb. But they didn't find his body. So they came and told us what they had seen. They saw angels, who said Jesus was alive. Then some of our friends went to the tomb. They saw it was empty, just as the women had said. They didn't see Jesus' body there."

5 min

THEIR EYES ARE OPENED

What You Need

No supplies needed

STORYTELLER: "These friends shared everything they knew, but they still didn't understand the bigger story God was telling. So Jesus began to help them.

(Open the Bible and read Luke 24:25-27 NIV.)

Jesus said to them, "How foolish you are! How long it takes you to believe all that the prophets said! Didn't the Messiah have to suffer these things and then receive his glory?" Jesus explained to them what was said about himself in all the Scriptures. He began with Moses and all the Prophets.

STORYTELLER: "Jesus showed them more of the BIG story that God was writing—how everything in Scripture pointed to Him. Their hearts were starting to understand, even if they didn't see it all yet.

STORYTELLER: "Okay, I need another friend to come choose our third mystery puzzle piece. Who would like to help me?"

(Choose one kid from the ones who have their hands raised. Invite them to come to the front of the room. Instruct them to flip over one of the puzzle pieces and hold it up so everyone can see.)

"Thank you, friend! You get to stay up here with me and hold on to your puzzle piece until the end of the lesson.

"This piece shows us even more of the picture. We're getting close! And the friends on the road were getting close too. Their hearts were starting to understand that God had been doing something huge, even if they didn't see it clearly yet. God still had one more piece of the puzzle that He wanted to show them personally!

"As the two friends and Jesus reached the town of Emmaus, it was getting late. Jesus acted like He was going to keep walking, but the friends didn't want Him to leave. They asked Him to stay with them. *(Open the Bible and read Luke 24:29 NIV.)*

But they tried hard to keep him from leaving. They said, "Stay with us. It is nearly evening. The day is almost over." So he went in to stay with them.

STORYTELLER: "Jesus stayed, and they all sat down to eat together. And something amazing happened next.

(Open the Bible and read Luke 24:30-31 NIV.)

"[Jesus] joined them at the table. Then he took bread and gave thanks. He broke it and began to give it to them. Their eyes were opened, and they recognized him. But then he disappeared from their sight."

STORYTELLER: "Their eyes were opened. Suddenly, they understood. This was Jesus! He really was alive. Everything Jesus had taught, everything the Scriptures said, now they could see the BIG picture. *(Open the Bible and read Luke 24:32-35 NIV.)*

They said to each other, "He explained to us what the Scriptures meant. Weren't we excited as he talked with us on the road?"

They got up and returned at once to Jerusalem. There they found the 11 disciples and those with them. They were all gathered together. They were saying, "It's true! The Lord has risen!" ... Then the two of them told what had happened to them on the way. They told how they had recognized Jesus when he broke the bread.

5 min

WRAPPING UP THE STORY

What You Need

No supplies needed

8 min

Closing

STORYTELLER: "Now they had been personally taught the big story that God had been working on for years and years. Jesus had come to rescue us, just like the Scriptures said! And He was alive, and joy filled their hearts.

"And now we'll add our last piece to the puzzle to show the whole picture. Let me get one more helper—raise your hand if you'd like to volunteer.

(Choose one kid from the ones who have their hands raised. Invite them to come to the front of the room. Instruct them to flip over the last puzzle piece and hold it up so everyone can see.)

(Instruct the four kids to hold all four pieces of the puzzle together.)

"Look at that! When all the pieces come together, we can see the whole picture. The friends on the road saw the bigger picture too, and it filled them with joy.

"Thank you, helpers! You can all take a bow and return to your seats."

STORYTELLER: "Wow, friends ... what an amazing story. Let's remember what happened. We saw our first puzzle piece and could only see a tiny part of the picture, just like the two friends on the road who felt sad and confused because they didn't understand what God was doing.

"Then we saw our second piece and saw a little more of the bigger picture, just like when Jesus walked with the two friends and explained the Scriptures so they could understand more of God's big plan. Jesus had come to rescue us!

"Then we saw our third piece and learned that when Jesus broke the bread, the two friends' eyes were opened! They finally saw the whole picture. Jesus had come to rescue us, yes, but He had conquered death! Jesus was alive!

"And when we added the last puzzle piece, the picture was complete—just like the joy the friends felt when they understood God's bigger story.

"When all you see is one little part, things can feel confusing. But when you remember that there is a bigger story, it can help you find joy! And that's what Jesus helped His friends do. He showed them that God had been working out His bigger story all along, and that gave them JOY. Let's review our Bottom Line for today!

SLIDE: Bottom Line

[Bottom Line] "You can have joy because there's a bigger story! Say that with me."

KIDS AND STORYTELLER : **[Bottom Line]** "You can have joy because there's a bigger story!"

5 min

WHAT'S OUR PART IN THE STORY?

What You Need

No supplies needed

3 min

PRAYER

What You Need

No supplies needed

STORYTELLER: "Friends, today's story reminds us that sometimes, we only see a tiny piece of what's happening. Maybe something doesn't go the way we want, or something happens that's sad or confusing. When we only see a small part, it can feel hard, just like it felt for the two friends on the road.

"But just like they were, you are living in a bigger story! And that true bigger story is this: The God of the universe wants to be your close, close friend. He sent Jesus to rescue you, and when you believe in what Jesus did for you, you get to be God's friend!

"But that's not the whole story. One day, Jesus is coming back, and He is going to make everything right again. God is going to end pain, sickness, and death—forever! And you will live with Him forever in a place where there is no more crying, or sadness, or pain!

"That is the bigger story that you are living in every single day of your life! It's the best story, and it's all true!

"So when things get hard, and they will, remember that there is a bigger story. Ask Jesus to remind you that He is with you every step of the way, and ask Him to help you trust that the hard that you are going through right now,

"God is always working on His bigger story. He is working for good—a forever good. And let that bring you joy!"

"Let's talk to the God who is with you through every hard thing and who is working to make everything right in the end! Let's talk to the God who is writing the best story.

STORYTELLER: "Jesus, thank You for writing the best story of all, and that we are living in it! When things get hard or confusing, help us remember that You are good and are working for good. Help us be encouraged by the bigger story You are writing. Help us find joy as we turn our hearts to Your presence with us. We want to go through all of life aware of You and of Your bigger story! We love You, and we pray these things in Jesus' name. Amen."

(Dismiss kids to their small groups.)

AUDIO: Play high-energy music as the kids exit.

SLIDE: Theme

Optional Video (Media Package): Theme Loop

Supplies

Opener	Quantity
1. Host	1
2. kid volunteers for every round you do (Ask for new volunteers at the start of each round!)	8
3. Floor tape	1
4. Tape	1
5. "JOY" papers that are provided ("JOY Print" printable)	1
6. stacks each of blue, pink, and green sticky notes (The smaller sticky notes that are 1 3/8 in x 1 7/8 in. will fit best on the printed "JOY" signs.)	1

INTRODUCTION	Quantity
1. Storyteller	1
2. Host	1
3. Table	1
4. kid volunteers	4
5. puzzle pieces that are provided ("Puzzle Piece 1" Printable, "Puzzle Piece 2" Printable, "Puzzle Piece 3" Printable, "Puzzle Piece 4" Printable)	4