

April Preteen | W4

Today's Suggested Schedule April 2026, Week 4

Bible Story: Pentecost / Fruit of the Spirit • Acts 2:1-41 (supporting: Galatians 5:22-23)

Bottom Line: The Holy Spirit gives you joy.

Monthly Memory Verse: Always be joyful because you belong to the Lord. I will say it again. Be joyful! • Philippians 4:4 NIV

Loud sounds, bright lights, and large groups can be overwhelming or overstimulating for some children. To create a more inclusive large group experience, consider offering adaptive tools like noise-canceling headphones, sunglasses, sensory-friendly items, or access to modified spaces.

Prelude: Setting the Tone for the Experience

See the **Getting Ready** pages at the end of this document for a detailed description of what you'll need for today.

In the **Prelude** folder of your curriculum, you'll find a variety of other resources to help you prepare.

Small Group (15 minutes)

Social: Providing Time for Fun Interaction

Opening Activity

Large Group (35 minutes)

Story: Communicating God's Truth in Engaging Ways

Worship: Inviting People to Respond to God

Opener

Worship

Bible Story (sections from God's Big Story are listed as optional)

Prayer

Small Group (25 minutes)

Groups: Creating a Safe Place to Connect

Bible Story Review

Application Activity

Discussion Questions

Memory Verse Activity

Pray + Dismiss



Bible Story

Pentecost / Fruit of the Spirit • Acts 2:1-41 (supporting: Galatians 5:22-23)

Conversation Starter

When have you experienced joy in your life?

Bottom Line

The Holy Spirit gives you joy.

Monthly Memory Verse

Always be joyful because you belong to the Lord. I will say it again. Be joyful! • Philippians 4:4 NIV





5 min

Social

5 min

Social Activity | Made to Play

What You Need

-  Offering container 1
-  Plastic fruit or a small ball 1
-  Music player 1
-  Fun, upbeat music 1

What You Do:

- Greet each kid by name with a fist bump, high five, smile, or wave as they arrive.
- Encourage the kids to sit in a circle.
- Explain that you are going to play "Hot Potato," but with a piece of fruit!
- Start the music and pass the fruit around the circle.
- When the music stops, instruct the kid holding the fruit to stand up and show their best dance move.
- Start the music again and keep playing.

What You Say:

"You guys are great at passing the fruit! It's fun to play games with friends and fruit. In our true story from the Bible today, God gave His friends a special gift who helped them have joy and share it with others. Let's go find out who it was!"




5 min

Bible Story Review

5 min

Preteen – Bible Story Extension | Made to Create

What You Need

-  Bible 1
-  "Pentecost Comic Strip" Activity Page 1
-  Coloring supplies Several



EveryChild Tips

- Provide adaptive tools.
- Encourage kids to work in pairs and support one another.

What You Do:

- Read Acts 2:1-4 out loud to the group. Explain that this is part of the story of what happened at Pentecost when God sent His Holy Spirit.
- Give each kid a comic strip page from the "Pentecost Comic Strip" Activity Page.
- Instruct the kids to draw the pictures for each panel.
- The captions should outline the story:
 1. The disciples were waiting and praying together.
 2. Suddenly, a sound like a mighty wind filled the house!
 3. Something that looked like fire in the shape of tongues separated and came to rest on each of them.
 4. They started speaking in different languages!
 5. Peter told the crowd about Jesus.
 6. 3,000 people decided to follow Jesus that day!
- Encourage the kids to be creative with how they show the wind and fire.
- Let them share their comics with a partner.

What You Say:

"Your comics really bring the story to life! Can you imagine being there? It must have been so amazing. The Holy Spirit gave the disciples power to do things they couldn't do before—things like speaking new languages and being bold enough to preach to thousands.

"That same Holy Spirit, God's very Spirit, lives in us today! When you choose to follow Jesus, the Holy Spirit comes to live inside of you. But it takes practice to learn to listen and follow God's Spirit. Sometimes the Holy Spirit speaks to you in nudges throughout your day, sometimes He brings words to your mind, sometimes He will make words in the Bible jump right off the page, and you know they're just for you. Sometimes He speaks through worship song lyrics that shoot straight to your heart.

"There are a lot of different ways that the God who goes with you everywhere will speak to you! He will send truths from heaven right to your heart! **[Bottom Line] The Holy Spirit gives you joy.**"

5 min

Application Activity

5 min

Jesus in Many Languages | Made to Connect

What You Need

No supplies needed



EveryChild Tips

EveryChild Pro-Tips:

- Provide visual cue cards with each language printed and illustrated.
- If pronunciation is difficult for some kids, reassure them: "God understands every language perfectly!"

EveryChild Supplies:

- Visual cue cards for every language

What You Do:

- Gather the kids in a circle where everyone can see your hands and face.
- Say the word "Jesus" in English and ask the group to repeat it.
- Teach the three languages one at a time:
 - Spanish: Jesús (hay-SOOS). Say it slowly and let kids repeat.
 - French: Jésus (ZHAY-zoo). Say it together as a group.
 - ASL: Sign "Jesus" by touching the middle of each palm with the opposite middle finger.
- Invite kids to practice each version with a partner.
- Play a quick round of "Leader Says"—you say a language, and they respond in that language.

What You Say:

"Awesome job, everyone! Did you notice something? No matter what language we used—Spanish, French, or Sign Language—we were still talking about Jesus. That's exactly what happened in today's Bible Story. At Pentecost, the Holy Spirit helped Jesus' followers speak in all kinds of languages so everyone could understand the good news that God loves them and Jesus came to rescue them.

"God wanted everyone to hear about His love! So the Holy Spirit gave Jesus' friends exactly what they needed so that the people there could hear about God's love. The Holy Spirit still helps us today! He goes through every single bit of life with you and will give you exactly what you need in that moment. He is God in you—He is God closer than close!

"If you need to hear God's love for you, ask the Holy Spirit to help you. If you need to know the words to speak to a friend, ask the Holy Spirit to give you the right words. If you need to be brave, and bold, and strong, ask God to help you. Go through life aware that the Holy Spirit is in you, and talk to Him about everything like you would your closest friend. God loves you so much that He has moved inside of you through His Holy Spirit. And He wants you to go through life knowing He is with you every step of the way!"

5 min

Memory Verse Activity

5 min

Preteen – Verses to Take with You | Made to Play

What You Need

	Bibles	1
	Sticky notes	Several
	Blindfold	1



EveryChild Tips

- Allow kids to participate without the blindfold or without spinning if that makes them uncomfortable.

What You Do:

- Give every kid a Bible.
- Invite them to look up Philippians 4:4 using the Bible Navigation Tips below.

Finding verses with 4th-5th graders: Ask kids to tell you if the book of the Bible they're looking for is in the Old Testament or New Testament. If it's in the Old, instruct kids to flip slowly, starting at the front of the Bible and heading toward the back, until they find the book they're looking for. If it's in the New, instruct kids to start flipping from the back, going forward to find the book they're looking for. Once they find the book, explain that the big numbers on the page are the chapter numbers. First, have them find the chapter they're looking for. Then explain that the small numbers are verse numbers. Tell kids to find the verse within the chapter they've already found.

- Read the Memory Verse together out loud several times.
- Review any words that might be unfamiliar to the kids.
- Invite the kids to set their Bibles aside.
- Blindfold one kid.
- Spin them around gently.
- The goal is for them to stick a "pointer" sticky note (or just their hand) onto the sticky notes on the wall that have phrases of the Memory Verse on them.
- Whatever note they touch, the group is to read that phrase loud and joyfully!
- Then, take the blindfold off, and continue the same process with another kid.
- After each kid who wants to has had a chance to go, encourage the group to work together to put the notes in the correct order on the wall.
- Read the whole verse together.

What You Say:

"Great teamwork! This verse is a command—'Be joyful!' But it's also a promise. We can be joyful because we belong to the Lord. It's not about forcing a smile when we're sad; it's about knowing deep down that God loves us and He is with us. It's easy to forget that we have such an amazing Helper, but remember this: the same Holy Spirit who raised Jesus from the dead is at work in you. It's breathtaking! And the more that you remember that the Holy Spirit is with you, the more your life will be filled with joy ... even in the middle of difficult times. God's Spirit gives you joy that lasts."

5 min

Discussion Questions

5 min

Preteen Discussion Questions

What You Need

No supplies needed

What You Do:

Ask:

- What's the difference between being happy and having joy?
- What's one thing you want to ask the Holy Spirit to help you with today?
- Before that Pentecost when God sent the Holy Spirit, the believers were waiting without knowing what would happen. How would YOU feel waiting for something God promised but didn't explain?
- Why does God choose to work through us instead of doing everything Himself?
- Since the Holy Spirit lives in you as a follower of Jesus, what are some ways you hear His voice?






5 min

Prayer

5 min

Preteen – Make It Personal with Prayer | Made to Reflect

What You Need

-  Prepared posterboard cross from Week 1 1
-  Posterboard (for a new cross if you don't have the posterboard cross from Week 1) 1
-  Tape 1
-  Sticky notes 1
-  Writing supplies 1



EveryChild Tips

- For the sticky note prayer, if a child is uncomfortable sharing a hardship, allow them to write a prayer for someone else or simply write: "God knows."

What You Do:

- Ask kids to think of one person they know who needs to know that God is with them. It could be a friend, a family member, or someone they know who is lonely.
- Instruct the kids to write the name of that person on a sticky note.
- Invite them to stick their note onto the posterboard cross.
- Gather around and pray for these people.

What You Say:

"Look at all these people! Jesus sent us to share the good news of His great love with everyone, everywhere. Let's pray that these people will feel God's presence and love this week.

"God, thank You for Your promise to always be with us. Please help the people on these notes know that You love them. Use us to share Your love and joy with them. We love You, and we pray these things in Jesus' name. Amen."

Supplies

Social Activity Made to Play	Quantity
1. Offering container	1
2. Plastic fruit or a small ball	1
3. Music player	1
4. Fun, upbeat music	1

Preteen – Bible Story Extension Made to Create	Quantity
1. Bible	1
2. "Pentecost Comic Strip" Activity Page	1
3. Coloring supplies	Several

Preteen – Verses to Take with You Made to Play	Quantity
1. Bibles	1
2. Sticky notes	Several
3. Blindfold	1

Preteen – Make It Personal with Prayer Made to Reflect	Quantity
1. Prepared posterboard cross from Week 1	1
2. Posterboard (for a new cross if you don't have the posterboard cross from Week 1)	1
3. Tape	1
4. Sticky notes	1
5. Writing supplies	1