

April Preteen | W2

Today's Suggested Schedule—April 2026, Week 2

Bible Story: On the Road to Emmaus • *Luke 24:13-35*

Bottom Line: You can have joy because there's a bigger story.

Monthly Memory Verse: *Always be joyful because you belong to the Lord. I will say it again. Be joyful!* • *Philippians 4:4 NlrV*

Loud sounds, bright lights, and large groups can be overwhelming or overstimulating for some children. To create a more inclusive large group experience, consider offering adaptive tools like noise-canceling headphones, sunglasses, sensory-friendly items, or access to modified spaces.

Prelude: Setting the Tone for the Experience

See the **Getting Ready** pages at the end of this document for a detailed description of what you'll need for today.

In the **Prelude** folder of your curriculum, you'll find a variety of other resources to help you prepare.

Small Group (15 minutes)

Social: Providing Time for Fun Interaction

Opening Activity

Large Group (35 minutes)

Story: Communicating God's Truth in Engaging Ways

Worship: Inviting People to Respond to God

Opener

Worship

Bible Story (sections from God's Big Story are listed as optional)

Prayer

Small Group (25 minutes)

Groups: Creating a Safe Place to Connect

Application Activity

Discussion Questions

Prayer Activity: Pray and Dismiss



Bible Story

On the Road to Emmaus • *Luke 24:13-35*

Conversation Starter

How does knowing that Jesus is alive bring you joy?

Bottom Line

You can have joy because there's a bigger story.

Monthly Memory Verse

Always be joyful because you belong to the Lord. I will say it again. Be joyful! • *Philippians 4:4 NlrV*




5 min

Social

5 min

Social Activity | Made to Explore

What You Need

 Offering container	1
 "Emmaus Maze" Activity Page	1
 Coloring supplies	1

What You Do:

- Greet each kid by name with a fist bump, high-five, smile, or wave as they arrive!
- Give each kid an "Emmaus Maze" Activity Page and a coloring supply.
- On the "Emmaus Maze" Activity Page, show kids the start of the maze (Jerusalem) and the end of the maze (Emmaus).
- Explain that two friends are walking on a long road, and they need help finding the way.
- Let the kids trace the path through the maze using the coloring supplies.

What You Say:

"Great job! You helped the two friends find the way! In our true story from the Bible today, these two friends were walking on a long road and feeling very sad. But then Someone joined them and told them something that changed everything! Let's go find out who this Person was and what He said."

5 min

Application Activity

5 min

Preteen – Take a Snapshot | Made to Explore

What You Need

No supplies needed



EveryChild Tips

- *Remind kids to select a motion that all kids in the group are able to do.*

5 min

Discussion Questions

5 min

Preteen Discussion Questions

What You Do:

- Invite the group to stand in a circle.
- Explain that one person is going to do a very small, subtle motion (like winking their eye, wiggling their finger, tapping their toe, or twitching their nose).
- Instruct the rest of the group to watch closely to “see” what the person is doing.
- Ask for volunteers and choose one kid from those with their hands raised. Instruct the volunteer to begin their motion.
- When someone thinks they spot what it is, direct them to shout, “I SEE! I SEE!” and identify the motion.
- If they’re right, they get to be the next person to do a motion.
- If the group can’t guess after a minute, the person reveals their motion, and you say, “We needed help to see!”
- Play several rounds. Ask for new volunteers at the start of each round.

What You Say:

“Great job! You all had to look really closely to see what was happening, right? In our Bible Story today, the two friends walked with Jesus for miles but didn’t recognize Him. They needed help to see the truth. As people, we usually focus on our little piece of the story, like that test that didn’t go so well, or the mean thing your friend just said, or how you have to start at a new school where you don’t know anyone. We all face difficult or confusing things like that every single day. But God has given us a huge gift: we get to know the bigger story that we’re living in.

“And the bigger story is this: God loves us so much that, from the very beginning, He had a plan to rescue us from the terrible curse of sin so we could be close to Him. All of history points to the time that God sent Jesus to rescue us. Sometimes we get so focused on our problems or sadness that we miss what God is doing. And that’s when we need to remember to step back and look for the bigger story. God is ALWAYS working, even when we can’t see it at first, and that’s why **[Bottom Line] you can have joy because there’s a bigger story!**”

What You Do:

Ask these questions:

- If you were walking with Jesus, what questions would you ask Him?

What You Need

No supplies needed

- Why do you think Jesus chose to show up right in the middle of the two friends' sadness instead of waiting until they felt better?
- How do you think Cleopas and his friend were different after their walk with Jesus compared to before it?
- How does knowing that Jesus is alive help you have joy—even in confusing or painful times?
- What is one way you can look for God's bigger story this week?






5 min

Prayer

5 min

Preteen – Make It Personal with Prayer | Made to Reflect

What You Need

-  Prepared posterboard cross from Week 1 1
-  Posterboard (for a new cross if you don't have the posterboard cross from Week 1) 1
-  Tape 1
-  Sticky notes 1
-  Writing supplies 1



EveryChild Tips

- For the sticky note prayer, if a child is uncomfortable sharing a hardship, allow them to write a prayer for someone else or simply write: "God knows."

What You Do:

- Give each kid a sticky note and something to write with.
- Ask kids to think of something in their life that they need Jesus' help with.
- Instruct them to write it on the sticky note (or draw a symbol for it if they're more comfortable with that).
- Explain that we're going to give these things to God, trusting that He is writing a bigger story.
- Invite them to stick their notes onto the cross on the wall.
- Gather around the cross.

What You Say:

"God sees every one of these sticky notes. He knows it's hard. But just like He turned the sadness of the cross into the joy of the resurrection, He is working toward that good story you are living in. Let's pray together and trust Him with our stories.

"God, thank You that You see the whole picture. Thank You that You're writing a good story. We give You these hard things today. Help us to trust You. Fill us with Your joy, and remind us that You are with us, You will help us, and You are always working for good. We love You, and we pray these things in Jesus' name. Amen."

Supplies

Social Activity Made to Explore		Quantity
1.	Offering container	1
2.	"Emmaus Maze" Activity Page	1
3.	Coloring supplies	1

Preteen – Make It Personal with Prayer Made to Reflect		Quantity
1.	Prepared posterboard cross from Week 1	1
2.	Posterboard (for a new cross if you don't have the posterboard cross from Week 1)	1
3.	Tape	1
4.	Sticky notes	1
5.	Writing supplies	1