

# April K-1st | W1

## Today's Suggested Schedule—April 2026, Week 1

**Bible Story:** Easter (Crucified and Risen) • *John 18–20:23*

**Bottom Line:** You can have joy because Jesus is alive.

**Monthly Memory Verse:** *Always be joyful because you belong to the Lord. I will say it again. Be joyful!* • Philippians 4:4 NIV

Loud sounds, bright lights, and large groups can be overwhelming or overstimulating for some children. To create a more inclusive large group experience, consider offering adaptive tools like noise-canceling headphones, sunglasses, sensory-friendly items, or access to modified spaces.

### **Prelude: Setting the Tone for the Experience**

See the **Getting Ready** pages at the end of this document for a detailed description of what you'll need for today.

In the **Prelude** folder of your curriculum, you'll find a variety of other resources to help you prepare.

### **Small Group (15 minutes)**

#### **Social: Providing Time for Fun Interaction**

Opening Activity

### **Large Group (35 minutes)**

#### **Story: Communicating God's Truth in Engaging Ways**

#### **Worship: Inviting People to Respond to God**

Opener

Worship

Bible Story (sections from God's Big Story are listed as optional)

Prayer

### **Small Group (25 minutes)**

#### **Groups: Creating a Safe Place to Connect**

Bible Story Review: Build the Story

Memory Verse Activity: Memory Verse Motions

Prayer Activity: Pray and Dismiss



### **Bible Story**

Easter (Crucified and Risen) • *John 18–20:23*

### **Conversation Starter**

How do you celebrate Easter?

### **Bottom Line**

You can have joy because Jesus is alive.

### **Monthly Memory Verse**

*Always be joyful because you belong to the Lord. I will say it again. Be joyful!* • Philippians 4:4 NIV





5 min

# Social

5 min

## K1 Social Activity | Made to Play

### What You Need

-  Offering container 1
-  Party hats 3
-  Ping-pong ball 1
-  Optional: Opaque plastic cups in place of 3 party hats



### EveryChild Tips

- Move the hats slowly at first to ensure success and build confidence.

### What You Do:

- Greet each kid by name with a fist bump, high-five, smile, or wave as they arrive!
- Invite any kids who brought an offering to place it in the offering container.
- Place the three party hats in a row on the floor or on a table.
- Show the kids the ping-pong ball and place it under one of the hats.
- Slowly slide the hats around to mix them up.
- Ask for a kid volunteer and encourage them to guess which hat the ball is under.
- Lift the hat to reveal if the ball is there.
- Play several rounds, letting different kids guess where the ping-pong ball is, and different kids hide and move the hats.

### What You Say:

"You guys are good guessers! It was tricky to know where the ball was. In our true story from the Bible today, Jesus' friends went to look for Him, but He wasn't where they expected Him to be. It was the biggest surprise ever! Let's go find out what happened."


5 min

# Bible Story Review

5 min

## K1 - Build the Story | Made to Create

### What You Need

 Wiki Stix® or pipe cleaners

1



### EveryChild Tips

- Create the images in advance with the Wiki Stix and encourage the kids to point to the image as you read each statement.

### What You Do:

- Give each kid four Wiki Stix® or pipe cleaners.
- Tell the kids you're going to review the Easter story, and they get to build parts of it with the Wiki Sticks or pipe cleaners!
- Say, "God loves us so much, He sent us Jesus to rescue us. Can you make a heart?" (*Let them build.*)
- Say, "Jesus died on a cross to pay for our sins to make a way for us to be His friends forever. Can you make a cross?" (*Let them build.*)
- Say, "Then Jesus was buried in a tomb with a big stone in front. Can you make a round stone?" (*Let them build.*)
- Say, "On the third day, Mary went to the tomb, but the stone was rolled away! The tomb was empty! Jesus is alive! Can you make a happy face because Jesus is alive?" (*Let them build.*)
- Talk about how each shape reminds us of part of the true story of Easter.

### What You Say:

"You built the whole Easter story! God loves us so much, He sent Jesus to rescue us. Jesus died on a cross to pay for our sins to make a way for us to be God's friends forever! And then He rose again on the third day! Jesus is alive today! That's why we celebrate Easter. That's why we have joy. **[Bottom Line] You can have joy because Jesus is alive!**"



5 min

# Memory Verse Activity

5 min

## K1 - Memory Verse Motions | Made to Move

### What You Need

-  Bibles marked at Philippians 4:4 0
-  "Verse Motions" Activity Page 1

### What You Do:

- Give each kid a Bible marked at Philippians 4:4.
- Demonstrate how to look up the verse using the Bible Navigation Tips below:

**Finding verses with kindergartners:** Guide children to open their Bibles to the marked page. Point to the book name at the top of the page as you say it aloud. Then, guide children to find the big number on the page—this is the chapter number. Finally, guide them to look under the big number for the little number; this is the verse number. Tell them to leave their finger on the verse as you read it aloud. Then, lead everyone to say the verse together.

**Finding verses with 1st graders:** Guide them to open their Bibles to the front and find the table of contents. (Hold up a Bible opened to the table of contents to show the kids what the page looks like.) When the kids find the table of contents, lead them to find the name of the book in the list. You can help by pointing out the first few letters of the book's name. When the kids find the book, lead them to look at the page number beside it. Explain that the number tells them on what page they can find that book. Help the kids find the page. When they find the book, explain that the big numbers on the page are the chapter numbers. Help them find the right chapter. Then explain that the small numbers are verse numbers. Help them find the correct verse in that chapter.

- Repeat the verse together several times.
- Review any words that might be unfamiliar to the kids.
- Invite the kids to set their Bibles aside.
- Using the "Verse Motions" Activity Page, teach the verse and motions one line at a time.
- "Always be joyful" (Jump up and down and stretch arms up high)
- "because you belong to the Lord." (Point up to heaven)
- "I will say it again." (Cup hands around mouth like shouting)
- "Be joyful!" (Jump up and down again with arms stretched up high)
- "Philippians 4:4" (Hold hands open like a book)
- Practice the full verse with motions together several times.

### What You Say:

"You've got it! This verse tells us to be joyful. Why? Because we belong to the Lord! God loves us so much that He sent His Son, Jesus. Jesus made a way for us to be God's friends forever. If you want to be God's friend forever, you can make that decision today! Jesus died for our sins, and there is nothing you've done that can separate you from God's love. That's a reason to celebrate—today and every day! **[Bottom Line] You can have joy because Jesus is alive.**"

5 min

# Prayer

5 min

## K1 – Pray and Dismiss | Made to Reflect

### What You Need



1

### What You Do:

- Tell the kids that today's prayer is a celebration prayer.
- Explain that you will say a sentence, and then they will shout, "Jesus is alive!"
- Say, "God loves us so much!" (*Kids: "Jesus is alive!"*)
- Say, "Jesus gave His life so we can be God's friends!" (*Kids: "Jesus is alive!"*)
- Say, "We can be friends with God forever!" (*Kids: "Jesus is alive!"*)
- Say, "We can have joy!" (*Kids: "Jesus is alive!"*)
- Close with prayer.

### What You Say:

"God, we are so happy today! Thank You for giving us the best gift ever—Jesus. Thank You that Jesus is alive and that we can be friends with You forever. Help us to share this joy with everyone we meet. We love You, and we pray these things in Jesus' name. Amen."

# Supplies

## K1 Social Activity | Made to Play Quantity

- |    |  |   |
|----|--|---|
| 1. | Offering container                                   | 1 |
| 2. | Party hats   | 3 |
| 3. | Ping-pong ball                                       | 1 |
| 4. | Optional: Opaque plastic cups in place of party hats | 3 |

## K1 - Build the Story | Made to Create Quantity

- |    |                             |   |
|----|-----------------------------|---|
| 1. | Wiki Stix® or pipe cleaners | 1 |
|----|-----------------------------|---|

## K1 - Memory Verse Motions | Made to Move Quantity

- |    |                                  |   |
|----|----------------------------------|---|
| 1. | Bibles marked at Philippians 4:4 | 0 |
| 2. | "Verse Motions" Activity Page    | 1 |

## K1 - Pray and Dismiss | Made to Reflect Quantity

- |    |  |   |
|----|--|---|
| 1. |  | 1 |
|----|--|---|