

April 2nd - 3rd | W4

Today's Suggested Schedule April 2026, Week 4

Bible Story: Pentecost / Fruit of the Spirit • Acts 2:1-41 (supporting: Galatians 5:22-23)

Bottom Line: The Holy Spirit gives you joy.

Monthly Memory Verse: *Always be joyful because you belong to the Lord. I will say it again. Be joyful!* • Philippians 4:4 NlrV

Loud sounds, bright lights, and large groups can be overwhelming or overstimulating for some children. To create a more inclusive large group experience, consider offering adaptive tools like noise-canceling headphones, sunglasses, sensory-friendly items, or access to modified spaces.

Prelude: Setting the Tone for the Experience

See the **Getting Ready** pages at the end of this document for a detailed description of what you'll need for today.

In the **Prelude** folder of your curriculum, you'll find a variety of other resources to help you prepare.

Small Group (15 minutes)

Social: Providing Time for Fun Interaction

Opening Activity

Large Group (35 minutes)

Story: Communicating God's Truth in Engaging Ways

Worship: Inviting People to Respond to God

Opener

Worship

Bible Story (sections from God's Big Story are listed as optional)

Prayer

Small Group (25 minutes)

Groups: Creating a Safe Place to Connect

Bible Story Review

Application Activity

Memory Verse Activity

Pray and Dismiss



Bible Story

Pentecost / Fruit of the Spirit • Acts 2:1-41 (supporting: Galatians 5:22-23)

Conversation Starter

When have you experienced joy in your life?

Bottom Line

The Holy Spirit gives you joy.

Monthly Memory Verse

Always be joyful because you belong to the Lord. I will say it again. Be joyful! • Philippians 4:4 NlrV





5 min

Social

5 min

Social Activity | Made to Play

What You Need

-  Offering container 1
-  Small fruit 1
-  Music player 1
-  Fun, upbeat music 1

What You Do:

- Greet each kid by name with a fist bump, high five, smile, or wave as they arrive!
- Encourage the kids to sit in a circle.
- Explain that you are going to play "Hot Potato," but with a small fruit!
- Start the music and pass the ball around the circle.
- When the music stops, instruct the kid holding the fruit to stand up and do a joyful dance.
- Start the music again and keep playing.

What You Say:

"You guys are great at passing the fruit! It's fun to play games with friends and fruit. In our true story from the Bible today, God gave His friends a special gift who helped them have joy and share it with others. Let's go find out who it was!"




5 min

Bible Story Review

5 min

Sculpted Creations | Made to Create

What You Need

-  Bible 1
-  Play-Doh® or air-dry clay 1
-  Paper plates 1



EveryChild Tips

- Provide gloves for kids with sensory sensitivities.

What You Do:

- Invite the kids to sit in a circle.
- Read Acts 2:1-4. Explain that this is part of the story of Pentecost!
- Give each kid a paper plate and a lump of dough/clay.
- Talk about the story of Pentecost: The sound of wind, the tongues of fire, people speaking different languages, and the church growing.
- Ask the kids to choose one part of the story to sculpt. They could make a flame, a person, a mouth (for speaking), or a heart (for the fruit of the spirit).
- Give them time to create.
- Go around the circle and let each kid show what they made and explain which part of the story it is.

What You Say:

"These sculptures are awesome! You remembered so many details. The wind and fire were signs that each believer had been filled with the Holy Spirit. God gave another sign too: these men and women began speaking in languages that they hadn't known before! A crowd gathered because they heard their own languages being spoken. They were hearing about God's Big Story in a way they could understand! The most important part is that God sent His Holy Spirit, His very Spirit, to be with us. God is closer than close! The Holy Spirit helps us hear from God, know Him more, and gives us joy. **[Bottom Line] The Holy Spirit gives you joy.**"

5 min

Application Activity

5 min

Jesus in Many Languages | Made to Connect

What You Need

No supplies needed



EveryChild Tips

EveryChild Pro-Tips:

- Provide visual cue cards with each language printed and illustrated.
- If pronunciation is difficult for some kids, reassure them: "God understands every language perfectly!"

EveryChild Supplies:

- Visual cue cards for every language

What You Do:

- Gather the kids in a circle where everyone can see your hands and face.
- Say the word "Jesus" in English and ask the group to repeat it.
- Teach the three languages one at a time:
 - Spanish: Jesús (hay-SOOS). Say it slowly and let kids repeat.
 - French: Jésus (ZHAY-zoo). Say it together as a group.
 - ASL: Sign "Jesus" by touching the middle of each palm with the opposite middle finger.
- Invite kids to practice each version with a partner.
- Play a quick round of "Leader Says"—you say a language, and they respond in that language.

What You Say:

"Awesome job, everyone! Did you notice something? No matter what language we used—Spanish, French, or Sign Language—we were still talking about Jesus. That's exactly what happened in today's Bible Story. At Pentecost, the Holy Spirit helped Jesus' followers speak in all kinds of languages so everyone could understand the good news that God loves them and Jesus came to rescue them.

"God wanted everyone to hear about His love! So the Holy Spirit gave Jesus' friends exactly what they needed so that the people there could hear about God's love. The Holy Spirit still helps us today! He goes through every single bit of life with you and will give you exactly what you need in that moment. He is God in you—He is God closer than close!

"If you need to hear God's love for you, ask the Holy Spirit to help you. If you need to know the words to speak to a friend, ask the Holy Spirit to give you the right words. If you need to be brave, and bold, and strong, ask God to help you. Go through life aware that the Holy Spirit is in you, and talk to Him about everything like you would your closest friend. God loves you so much that He has moved inside of you through His Holy Spirit. And He wants you to go through life knowing He is with you every step of the way!"



5 min

Memory Verse Activity

5 min

23 – To the Beat | Made to Explore

What You Need

-  Bibles 1
-  EveryChild Supplies: Noise-cancelling headphones 1



EveryChild Tips

- In place of running, walk, roll, or move to get each streamer.
- For a version with less movement, place all of the streamers in front of each team and encourage them to place them in order as a team.

What You Do:

- Give every kid a Bible and direct them to look up Philippians 4:4.
- Demonstrate how to look up the verse using the Bible Navigation Tips below:

Finding verses for 2-3rd graders: Guide them to open their Bibles to the front and find the table of contents. (Hold up a Bible opened to the table of contents to show the kids what the page looks like.) When the kids find the table of contents, lead them to find the name of the book in the list. When they find the book, lead them to look at the page number beside it. Explain that the number tells them on what page they can find that book. Help the kids find the page. When they find the book, explain that the big numbers on the page are the chapter numbers. Help them find the correct chapter. Then explain that the small numbers are verse numbers. Help them find the correct verse in that chapter.

- Repeat the verse aloud several times.
- Review any words that might be unfamiliar to the kids.
- Guide the kids to put their Bibles aside.
- Teach kids a simple rhythm: *Pat (knees), Pat (knees), Clap (hands), Clap (hands)*.
- Practice the rhythm until they have it down.
- Now, say the Memory Verse to the beat of the rhythm.
 - *Always (pat, pat)*
 - *be joyful (clap, clap)*
 - *because you (pat, pat)*
 - *belong to (clap, clap)*
 - *the Lord. (pat, pat)*
 - *I (clap, clap)*
 - *will say it again. (pat, pat)*
 - *Be joyful! (clap, clap)*
 - *Philippians 4:4!(pat, pat)*
- Try doing it faster! Or try a different rhythm (stomp, stomp, clap).

What You Say:

"You guys have great rhythm! Saying the verse to a beat makes it fun and easy to remember. God wants us to be joyful because we belong to Him. And He gives us the Holy Spirit to help us have that joy deep down inside. God is the strongest. He lives inside of us, and there is nothing we face alone. God is going with you through everything! So you can have joy, no matter what you face, knowing that the God of everything goes with you. **[Bottom Line] The Holy Spirit gives you joy.**"





5 min

Prayer

5 min

Pray and Dismiss | Made to Reflect

What You Need

-  Large, prepared paper with "JOY" written on it in bubble letters 1
-  Ink pads (washable, various colors) 1
-  Baby wipes for cleanup 1
-  EveryChild Supplies: Gloves 1



EveryChild Tips

- Provide gloves for kids with sensory sensitivities.

What To Do:

- Invite the kids to press their finger onto an ink pad and then stamp it inside the letters J-O-Y.
- Let them fill the letters with colorful fingerprints.
- As they stamp, ask, "How can the Holy Spirit help you have joy this week?"
- Let them share ideas (helping me be nice, helping me not be scared).
- Clean hands with baby wipes.

What You Say:

"This JOY sign is beautiful because it has a piece of all of you in it. Just like the Holy Spirit fills us up with joy, we filled these letters up with color. Let's pray.

"God, thank You for the gift of the Holy Spirit. Thank You that He lives in us and helps us. Teach us how to be His close friend. Please grow good fruit in our lives—like love, peace, and patience. And especially this week, we ask that the Holy Spirit gives us joy. We love You, and we pray these things in Jesus' name. Amen."

Supplies

Social Activity | Made to Play Quantity

- | | | |
|----|--------------------|---|
| 1. | Offering container | 1 |
| 2. | Small fruit | 1 |
| 3. | Music player | 1 |
| 4. | Fun, upbeat music | 1 |

Sculpted Creations | Made to Create Quantity

- | | | |
|----|---------------------------|---|
| 1. | Bible | 1 |
| 2. | Play-Doh® or air-dry clay | 1 |
| 3. | Paper plates | 1 |

23 – To the Beat | Made to Explore Quantity

- | | | |
|----|---|---|
| 1. | Bibles | 1 |
| 2. | EveryChild Supplies:
Noise-cancelling headphones | 1 |

Pray and Dismiss | Made to Reflect Quantity

- | | | |
|----|---|---|
| 1. | Large, prepared paper with "JOY"
written on it in bubble letters | 1 |
| 2. | Ink pads (washable, various colors) | 1 |
| 3. | Baby wipes for cleanup | 1 |
| 4. | EveryChild Supplies: Gloves | 1 |