

5 min

Social

5 min

Social Activity | Made to Explore

What You Need

- 👤 Offering container 1
- 👤 Inflatable globe balls 1



EveryChild Tips

- *For kids with sensory sensitivities who may not want to reach into a bag where they can't see, you can let them look in the bag before reaching inside.*

What You Do:

- Welcome kids by name with a high five or fist bump.
- Encourage the kids to sit or stand in a circle on the floor.
- Explain that you are going to pass the "world" around the circle, but there's a catch! They cannot use their hands.
- They must use their feet, elbows, or knees to pass the globe to the person next to them.
- If the globe touches the ground, they can use their hands to pick it up and start again.
- See how many times they can get the globe all the way around the circle.

What You Say:

"That was tricky but fun! We sent the world all around to all the people in our group. In our true story from the Bible today, Jesus gave His friends a very big job to do. He wanted them to take His message of love to everyone in the whole world! Let's go see what He said."




5 min

Bible Story Review

5 min

Emoji Story | Made to Play

What You Need

-  Bible 1
-  "Emoji Story" Activity Page 1
-  Scissors 1



EveryChild Tips

- Begin by providing an example of the emojis in the correct order.
- Repeat the words slowly and several times to allow processing time.

What You Do:

- Read Matthew 28:16-20 and Acts 1:4-11 out loud to the group. Tell the kids that they are two different, but very important, events!
- Give each kid a set of four emoji pictures.
- Tell the kids that these emojis help us remember and share the story of Jesus.
- Invite the kids to work together to place the emojis in the correct order as you talk through the Good News:
 - Heart: God loves us so much that He sent Jesus as His rescue plan.
 - Cross: Jesus died on the cross to take the punishment for our sins.
 - Empty Tomb: Jesus rose again on the third day. He is alive!
 - Heaven: When we choose to accept Jesus' gift of forgiveness, we can live with God forever in heaven.
- Once the emojis are in order, encourage kids to practice using the pictures to tell the story to a partner.
- Let them mix up the emojis and retell the story again.

What You Say:

"These emojis help us remember the BEST story ever—the good news about Jesus! God loves us so much that Jesus came to rescue us. He died on the cross to pay for our sins so we could be close to God. And then Jesus rose from the dead! Now, anyone who chooses to accept what Jesus did on the cross can be God's friend forever!

"Jesus gave His friends, the disciples, a big job—a really big job! Jesus told His friends to tell everyone around the world about Him. You can use these emojis to share Jesus with everyone, everywhere you go, just like Jesus told His followers to do. **[Bottom Line] You can share the good news about Jesus.**"

5 min

Application Activity

5 min

Be a Smartie | Made to Connect

What You Need

👤 Rolls of Smarties® candy

1

What You Do:

- Give each kid a roll of Smarties.
- Tell them that being a "Smartie" means making the smart choice to share the good news.
- Ask them to think of one person they can share their Smarties with this week.
- When they give the candy to that person, they can say, "Jesus loves you!"

What You Say:

"Sharing a treat is a great way to start sharing Jesus. When you give someone those Smarties, you can tell them about Jesus. You can tell them that Jesus loves everyone and that Jesus died so everyone who chooses to can be with God forever! Then, Jesus rose again! Remember that Jesus is always with you. Jesus will help you be brave and kind and help you think of people to tell about Him. And when you share the good news about Jesus, it will bring you joy. This week, remember that **[Bottom Line] you can share the good news about Jesus.**"





5 min

Prayer

5 min

Pray and Dismiss | Made to Reflect

What You Need

 Construction paper	1
 Clear or washi tape	Several
 Washable markers	Several
 Stickers	Several

What To Do:

- Give each kid a piece of construction paper, and encourage kids to decorate their paper with markers and/or stickers.
- Help each kid roll their paper into a cone shape to make a megaphone. Tape it in place.
- Ask the kids to think of one person they want to tell about Jesus this week (a friend, a cousin, a neighbor).
- One by one, have them use their megaphone to shout out just the first name of that person.
- After everyone has shouted a name, pray for all those people.

What You Say:

"God hears us when we shout and when we whisper. We can talk to God anytime and anywhere! He knows all the people you shouted for, and He wants them to know Him too. Let's remember to tell others about Jesus this week! Let's pray.

"Dear God, thank You for always being with us. Thank You for giving us the job of telling others about You. Please be with us as we talk to our friends and family this week about Jesus. Help us to be brave and full of joy as we share the good news of Your great love. We love You, and we pray these things in Jesus' name. Amen."

Supplies

Social Activity | Made to Explore Quantity

- | | | |
|----|------------------------|---|
| 1. | Offering container | 1 |
| 2. | Inflatable globe balls | 1 |

Emoji Story | Made to Play Quantity

- | | | |
|----|-----------------------------|---|
| 1. | Bible | 1 |
| 2. | "Emoji Story" Activity Page | 1 |
| 3. | Scissors | 1 |

Be a Smartie | Made to Connect Quantity

- | | | |
|----|--------------------------|---|
| 1. | Rolls of Smarties® candy | 1 |
|----|--------------------------|---|

Pray and Dismiss | Made to Reflect Quantity

- | | | |
|----|---------------------|---------|
| 1. | Construction paper | 1 |
| 2. | Clear or washi tape | Several |
| 3. | Washable markers | Several |
| 4. | Stickers | Several |