

April 2nd - 3rd | W2

Today's Suggested Schedule—April 2026, Week 2

Bible Story: On the Road to Emmaus • *Luke 24:13-35*

Bottom Line: You can have joy because there's a bigger story.

Monthly Memory Verse: *Always be joyful because you belong to the Lord. I will say it again. Be joyful!* • Philippians 4:4 NlrV

Loud sounds, bright lights, and large groups can be overwhelming or overstimulating for some children. To create a more inclusive large group experience, consider offering adaptive tools like noise-canceling headphones, sunglasses, sensory-friendly items, or access to modified spaces.

Prelude: Setting the Tone for the Experience

See the **Getting Ready** pages at the end of this document for a detailed description of what you'll need for today.

In the **Prelude** folder of your curriculum, you'll find a variety of other resources to help you prepare.

Small Group (15 minutes)

Social: Providing Time for Fun Interaction

Opening Activity

Large Group (35 minutes)

Story: Communicating God's Truth in Engaging Ways

Worship: Inviting People to Respond to God

Opener

Worship

Bible Story (sections from God's Big Story are listed as optional)

Prayer

Small Group (25 minutes)

Groups: Creating a Safe Place to Connect

Bible Story Review: Two Kids and a Stuffie

Application Activity: Walk the Walk

Memory Verse Activity: Freeze Memory Verse

Prayer Activity: Pray and Dismiss



Bible Story

On the Road to Emmaus • *Luke 24:13-35*

Conversation Starter

How does knowing that Jesus is alive bring you joy?

Bottom Line

You can have joy because there's a bigger story.

Monthly Memory Verse

Always be joyful because you belong to the Lord. I will say it again. Be joyful! • Philippians 4:4 NlrV




5 min

Social

5 min

Social Activity | Made to Explore

What You Need

 Offering container	1
 "Emmaus Maze" Activity Page	1
 Coloring supplies	1

What You Do:

- Greet each kid by name with a fist bump, high-five, smile, or wave as they arrive!
- Give each kid an "Emmaus Maze" Activity Page and a coloring supply.
- On the "Emmaus Maze" Activity Page, show kids the start of the maze (Jerusalem) and the end of the maze (Emmaus).
- Explain that two friends are walking on a long road, and they need help finding the way.
- Let the kids trace the path through the maze using the coloring supplies.

What You Say:

"Great job! You helped the two friends find the way! In our true story from the Bible today, these two friends were walking on a long road and feeling very sad. But then Someone joined them and told them something that changed everything! Let's go find out who this Person was and what He said."


5 min

Bible Story Review

5 min

Two Kids and a Stuffy | Made to Move

What You Need

 Small stuffed animals (per pair of kids) 0

 Premarked start and finish line Several

What You Do:

- Divide the kids into pairs.
- Give each pair of kids a stuffed animal.
- Explain that they are to walk from the start line to the finish line and back, holding the stuffed animal between their backs the whole time.
- Encourage them to work together to keep it from falling!
- If it falls, allow them to pick it up again and keep going.
- After the race, gather the kids and ask:
 - "Is it easier to walk alone or with a friend?"
 - "In our story, who was walking with the two friends?" (*Jesus!*)
 - "Did they know it was Jesus at first?" (*No.*)
 - "How did they feel when they realized it was Him?" (*Joyful! Happy!*)

What You Say:

"Great teamwork! Walking with friends makes the journey better. Cleopas and his friend went on a seven-mile trek from Jerusalem to a town called Emmaus. They were sad at the beginning of their walk talking about how Jesus had died, then someone joined them. It was Jesus! But they didn't know it was Him. Jesus asked them, *"What are you talking about as you walk along?"* (Luke 24:17 NIV). As they all walked together, Jesus explained the bigger story. He explained that He had to die and rise again to rescue everyone. When the friends understood the bigger story, they had so much joy! And just like them, **[Bottom Line] you can have joy because there's a bigger story.**"

5 min

Application Activity

5 min

Walk the Walk | Made to Move

What You Need

- "Action Cards" Activity Page taped along 1 the tape path made of floor tape



EveryChild Tips

- *Select motion cards so all kids can participate.*

What You Do:

- Invite the kids to line up at the start of the tape path.
- Lead them on a walk along the tape line.
- When you reach a card from the "Action Cards" Activity Page, stop and have everyone do the action together.
 - **Jump for Joy:** Jump up and down five times.
 - **High Five:** High-five a neighbor.
 - **Spin Around:** Spin in a circle one time.
 - **Clap Hands:** Clap three times.
 - **Heart Hands:** Make a heart shape with your hands.
- Continue until you reach the end of the path.

What You Say:

"That was a fun walk! Great job, everyone! The friends in our story had a long walk too. But while they walked, they learned that God was doing something amazing, something big. The friends on the walk to Emmaus were living in a bigger story, and we are too!

"It's the best story that's ever been told. And it's all true. We're living in God's big story right now, God is still working towards it, and that means **[Bottom Line] you can have joy because there's a bigger story!**"




5 min

Memory Verse Activity

5 min

Freeze Memory Verse | Made to Move

What You Need

-  Bibles marked at Philippians 4:4 1
-  Prepared smiley face paper plates scattered on the floor 1
-  Music player 1



EveryChild Tips

- In place of standing, have kids dance/move with the smiley face plate and hold it up when the music stops.

What You Do:

- Open the Bible and read Philippians 4:4.
- Tell the kids to dance around the room while the music plays.
- When the music stops, instruct them to find a smiley face plate to stand on.
- Once everyone is standing on a plate, say the Memory Verse together:
"Always be joyful because you belong to the Lord. I will say it again. Be joyful! —Philippians 4:4"
- Start the music again and play several rounds.

What You Say:

"You guys have some great dance moves! Standing on the smiley faces reminds us of joy. Having joy doesn't mean that you won't face hard times or that you can't be sad and angry sometimes. But it does mean that you go through it all with God. That's an incredible reason for joy! **[Bottom Line] You can have joy because there's a bigger story.**"


5 min

Prayer

5 min

Pray and Dismiss | Made to Reflect

What You Need

 Print of bread loaf

1

What You Do:

- Show kids the "bread."
- Remind them that the two friends in the Bible Story recognized Jesus when He broke the bread at dinner.
- Pass the paper bread around the circle.
- Let each kid tear off a small piece of the "bread" to keep.
- As they hold their piece, explain how the bread reminds us that Jesus is always with us.

What You Say:

"This piece of bread reminds us of our Bible Story today. Jesus took the bread and gave thanks to God for it. As He broke the bread and handed a piece to each of the friends, something incredible happened: God opened their eyes to recognize Jesus! Let's thank God for Jesus and His big story.

"Dear God, thank You for the story of the friends on the road. Thank You that even when we're sad, we can have joy because we are a part of the best story ever that You are writing! Thank You for sending Jesus to be our Rescuer. We love You, and we pray these things in Jesus' name. Amen."

Supplies

Social Activity | Made to Explore Quantity

- | | | |
|----|-----------------------------|---|
| 1. | Offering container | 1 |
| 2. | "Emmaus Maze" Activity Page | 1 |
| 3. | Coloring supplies | 1 |

Two Kids and a Stuffie | Made to Move Quantity

- | | | |
|----|--|---------|
| 1. | Small stuffed animals (per pair of kids) | 0 |
| 2. | Premarked start and finish line | Several |

Walk the Walk | Made to Move Quantity

- | | | |
|----|---|---|
| 1. | "Action Cards" Activity Page taped along the tape path made of floor tape | 1 |
|----|---|---|

Freeze Memory Verse | Made to Move Quantity

- | | | |
|----|--|---|
| 1. | Bibles marked at Philippians 4:4 | 1 |
| 2. | Prepared smiley face paper plates scattered on the floor | 1 |
| 3. | Music player | 1 |

Pray and Dismiss | Made to Reflect Quantity

- | | | |
|----|---------------------|---|
| 1. | Print of bread loaf | 1 |
|----|---------------------|---|